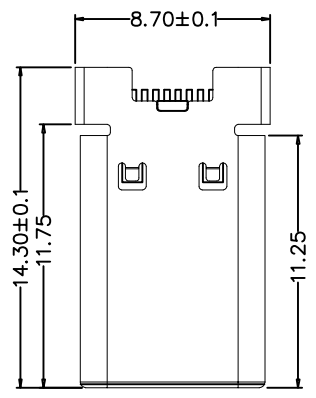


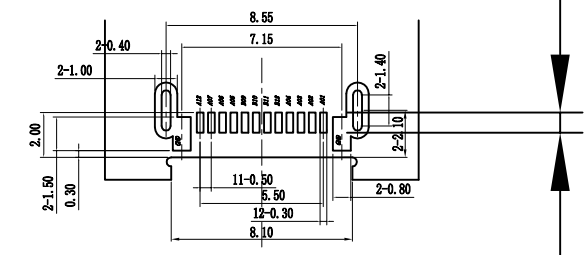
RoHS

客户图

目錄 MAPX	设变內容 MODIFICATION	日期 DATE
A0	NEW	09-10-20



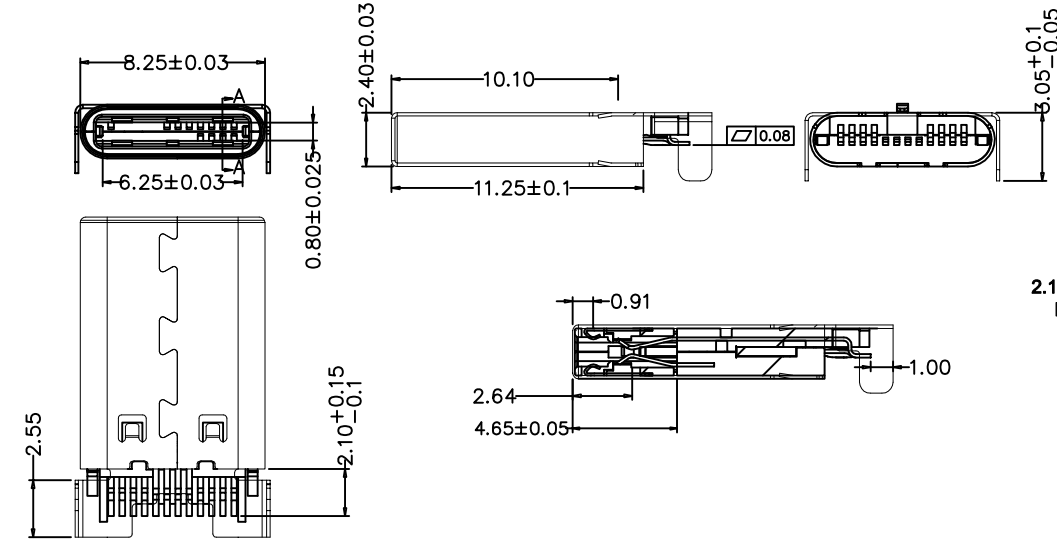
焊盘位如下图，整体12P焊盘下移0.5



变更后图档外露长度11.25

Recommended top mount P.C.B Layout
Tolerance ±0.05

0.9



- NOTES:
- MATERIAL:SEE NOTES 1
 - FINISH:
 - CONTACT:GOLD PLATING ON CONTACT AREA,MATTE TIN PLATING ON SOLDER TAIL AREA,NICKEL UNDER PLATING.
 - SHELL:SOLDERABILITY NICKEL PLATING OVER ALL
 - SPEC:

Insertion Force Within the range from 5 N to 20 N.
Extraction Force Within the range 8 N to 20 N.from 1 to 1,000 cycles and
Within the range 6 N to 20 N.from 1,000 to 10,000 cycles
- 3.标 ▲为重点管控尺寸

06	TYPE-C 12PI N EM 弹片	SUS304-H	2PCS	产品表面清洗	
05	TYPE-C 12PI N SMT 铁壳	SUS304-3/4H	1PCS	产品表面镀可焊镍50U"以上	
04	TYPE-C 12PI N SMT 卡扣	SUS304-H	1PCS	产品表面镀可焊镍50U"以上	
03	TYPE-C 12PI N EM 主体	LCP. EM 弹片	1SET	本色	
02	TYPE-C 12PI N SMT 4P主体	LCP. 4PI N端子	1SET	LCP本色, 端子打镍底50U"以上, 后端镀锡	
01	TYPE-C 12PI N SMT 8PI N主体	LCP. 8PI N端子	1SET	120U"以上, 前端选择性镀金G/F	
NO	PART NAME	MATER AL	Q' TY	PLATI NG/COL OR	P.N

产品图 PRODUCT CHART DWG		深圳市鑫风雷电子有限公司					
公差一览表 TOLERANCE UNLESS OTHERWISE		单位 UNITS	MM	制图 DRAWING	王冠	产品料号 PRODUCT PART NO.	00402-UCAM002-X
X.	±0.30	X'.	±5'	比例 SCALE	审核 CHKD	产品名称 PRODUCT NO.	TYPE C公头12P 外壳DIP
.X	±0.25	.X'	±2'				
.XX	±0.30	.XX'	±1'	日期 DATE	核准 APPD	角法 VIEW	版本 VER
.XXX	±0.15	.XXX'	±0.5'				
		2009/10/20		雷永健	雷永健		A0