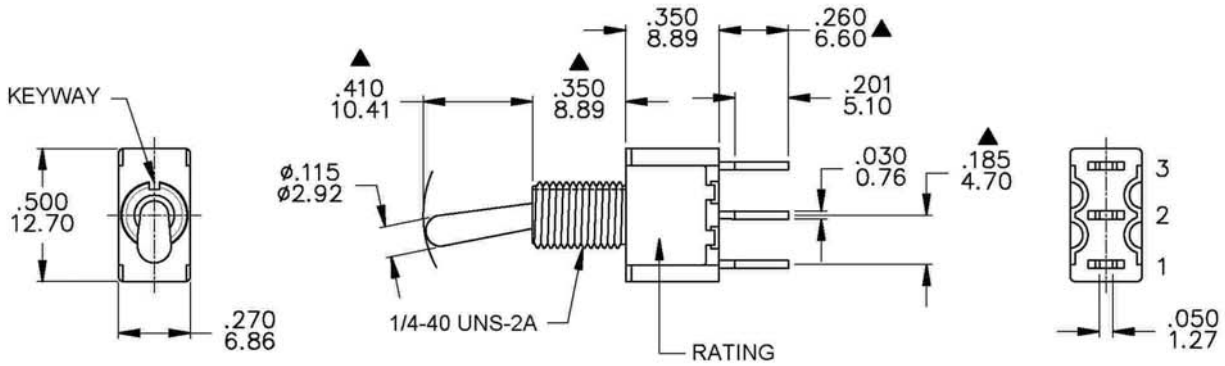

Model No.	POS.1	POS.2	POS.3
1MS1	ON	NONE	ON
Term. Comm.	2-3	N/A	2-1
SCHEMATIC	1 2 Comm. 3		1 2 Comm. 3

SWITCH FUNCTION

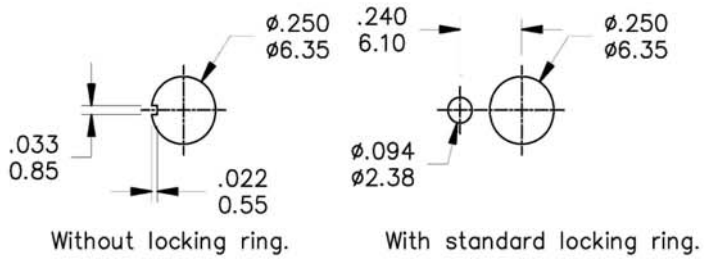

Without locking ring. With standard locking ring.

PANEL MOUNTING

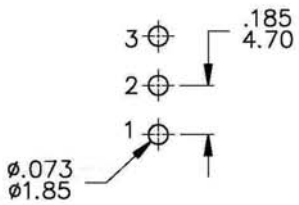

P.C. MOUNTING

	CONTACT MATERIAL	TERMINAL PLATING	RATINGS
Q	Silver	Q = Silver	5 Amps @120 VAC or 28 VDC 2 Amps @250VAC
S		S = Silver,pure-tin	
C	Gold over Silver	C = Gold over silver	
K		K = Gold over silver,pure-tin	
R	Gold	R = Gold	0.4 Volt-Amps(VA) max. @20V max. (AC or DC)
G		G = Gold,pure-tin	

SPECIFICATIONS
MECHANICAL LIFE: 40,000 make-and-break cycles.
CONTACT RESISTANCE: 10mΩ max. initial @ 2-4VDC
100mA for both silver and gold plated contacts.
INSULATION RESISTANCE: 1,000MΩ min.
DIELECTRIC STRENGTH: 1,000 V RMS@sea level.
OPERATING TEMPERATURE: -30°C to 85°C.

MATERIALS
CASE: Dially phthalate (DAP) (UL94v-0).
ACTUATOR: Brass,chrome plated.
BUSHING: Brass,nickel plated.
HOUSING: Stainless Steel.
SWITCH SUPPORT: Brass,tin plated.
TERMINAL/CONTACT: Silver or gold plated.
RoHS: 2002/95/EC

COSLAND CO.,LTD.
E-Mail: cosland@cosland.com

	符號	原尺寸	修改後尺寸	變更日期
1	Ⓐ			
2	Ⓑ			
3	Ⓒ			
4	Ⓓ			
5	Ⓔ			

SCALE (比例): 3 : 2

TOLERANCE (公差):
0.00 mm ± 0.25mm
0.0 mm ± 0.40mm
ANGULAR : ± 5°
FILE NAME : 1MSP1797

TITLE	Miniature Toggle Switches			SIZE	A4
DWG NO.	1MS1T1B1M2QNS			UNIT	inch mm
REV.	A	DATE	NOV - 24 - 2009	SHEET	1 of 1
CHECKED BY	RICHARD		DRAWN BY	IRENE	