

Mi:pro™ Protective case for the BBC micro:bit...

Mi:pro™ is a simple, compact, protective case for the BBC micro:bit. It's 4 - layer construction is easy to assemble and gives access to all ports and buttons. It also allows for use with breakout boards and crocodile clips without having to remove the BBC micro:bit!



TOOLS REQUIRED:

- Phillips screwdriver
- Flat head screwdriver



NOT INCLUDED:

- BBC micro:bit
- Battery cage

T: 0845 8380781

W: www.kitronik.co.uk

E: support@kitronik.co.uk

🇬🇧 Designed & manufactured
in the UK by 



[kitronik.co.uk/twitter](https://twitter.com/kitronik)



[kitronik.co.uk/facebook](https://www.facebook.com/kitronik)



[kitronik.co.uk/youtube](https://www.youtube.com/kitronik)




[kitronik.co.uk/google](https://plus.google.com/kitronik)

This is not a toy. Children assembling this product should be supervised by a competent adult. The product contains small parts and should be kept out of reach of children under three years of age.

Design copyright © Kitronik Ltd 2015

Stock code: 5606



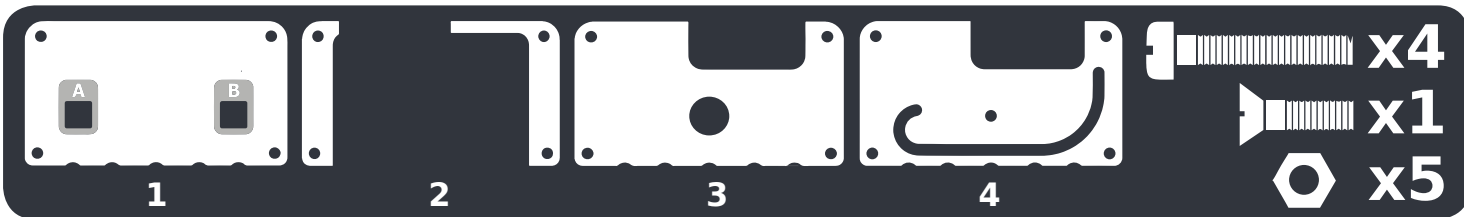
※micro:bit本体、電池ケースは別売です。別途ご用意ください。

Mi:pro™

Protective case for the
BBC micro:bit


- Access all buttons and connections
- Holds battery cage

INCLUDED PARTS / INSTRUCTIONS




Assembly instructions

Push large screws through part no.1 and lay flat with text facing down.



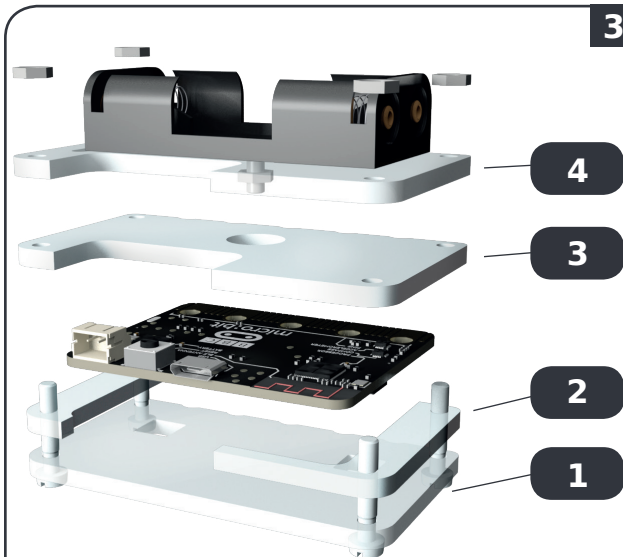
2



※micro:bit本体、電池ケースは別売です。別途ご用意ください。

Screw battery pack into part no.4 with small counter sunk screw.

3



※micro:bit本体、電池ケースは別売です。別途ご用意ください。

Stack each layer as numbered onto the screws through layer no. 1, then tighten nuts.