

FEATURES特点

- Subminiature “sugar cube” relay with universal terminal footprint.
普通端子小型“糖块”式继电器。
- Surge voltage 2,500V.
耐脉冲电压 2,500V.
- UL、TUV & CQC safety approval.
UL、TUV及CQC安规认证。
- UL Class F (155°C) coil insulation type available.
供应UL 标准F级绝缘型。
- TV-5 rated available.
符合额定负载TV-5 .



UL FILE NO: E162117
TUV FILE NO: R50048093
CQC FILE NO: CQC02001001785

用途：家用电器、自动化系统、电子设备、仪器、仪表、通讯装置和遥控系统。

CONTACT RATING 接点参数

Contact Form接点形式	1A SPST-NO	1C SPDT
Max. Switching Power最大切换功率	2770VA 360W	
Max. Switching Voltage最大切换电压	277VAC (10A) 30VDC (12A)	
Max. Switching Current最大切换电流	15A	
Min. Switching Current/Voltage 最小切换电流/电压	100mA 5VDC	
Rating Load(Resistive)额定负载(阻性)	10A/277VAC 12A/30VDC	10A/277VAC 12A/30VDC
Pilot Duty Load灯负载	1.5 A (make) 5 A (break) pilot duty 240 / 277 VAC	
Horse Power Load马力负载	FLA 5.8A LRA 34.8A 277VAC	
TV Rating TV负载	TV-5	
Contact Material接点材质	Ag Alloy银合金	

CHARACTERISTICS 性能参数

Electrical Life 电气寿命	1 × 10 ⁵	
Mechanical Life机械寿命	1 × 10 ⁷	
Insulation Resistance绝缘阻抗	Min. 100MΩ 500VDC	
Contact Resistance(Initial)接触电阻	≤ 100mΩ (6VDC 1A)	
Operate Time 动作时间	≤ 10ms	
Release Time 开放时间	≤ 5ms	
Initial Dielectric Strength 耐压	between open contacts开放接点间: 50/60Hz 750VAC 1min. between contacts and coil接点线圈间: 50/60Hz 1500VAC 1min.	
Vibration Resistance 耐振动	Malfunction: 误动作:	10 ~ 55Hz Double Amplitude双振幅 1.5mm
	Damage limits: 耐久:	10 ~ 55Hz Double Amplitude双振幅 1.5mm
Shock Resistance 耐冲击	Malfunction: 误动作:	10G (11ms)
	Damage limits: 耐久:	100G(6ms)
Ambient Temperature环境温度	-40°C ~ +85°C (No freezing 无结冰)	
Relative Humidity相对湿度	85% at 40°C	
Unit Weight单位重量	约Approx. 10g	

ORDERING INFORMATION型号代码说明

943-1A-12 D S-F					
1 2 3 4 5 6					
1. Model Number型号 2. Contact Arrangement接点形式 1A= 1 Form A 1组常开 1C= 1 Form C 1组转换 3. Coil Voltage线圈电压 3、5、6、9、12、18、24、48VDC 4. Coil Type线圈形式 D=DC直流			5. Enclosure: 密封形式 Nil= General Type 普通型 S=Sealed Type 密封型 6. Type of Insulation 绝缘形式 Nil=Class A A级 F=Class F F级		

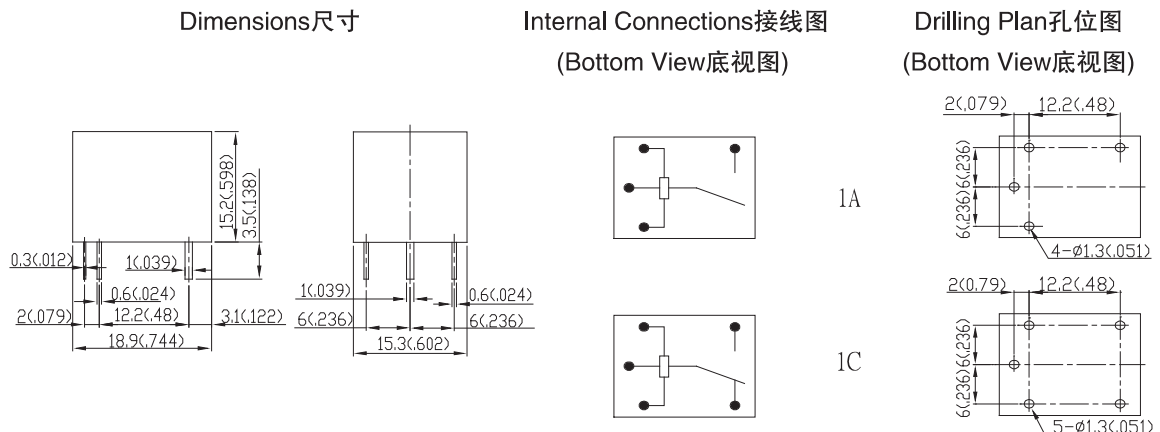
COIL RATINGS (at 20°C) 线圈额定值 (在20°C)

COIL TYPE 线圈形式	Coil Nominal Voltage 线圈额定电压 (V)	Coil Resistance 线圈阻抗 ($\Omega \pm 10\%$)	Pick-Up Voltage 动作电压(V) (Max)	Drop-Out Voltage 开放电压(V) (Min)	Nominal Current 额定电流 (mA)
DC Standard Coils 直流标准线圈 (abt. 0.36W)	3	25	2.25	0.3	120
	5	70	3.75	0.5	71
	6	100	4.5	0.6	60
	9	225	6.75	0.9	40
	12	400	9	1.2	30
	18	900	13.5	1.8	20
	24	1600	18	2.4	15
	48	6400	36	4.8	7.5

* Max Continuous Voltage at 20°C: 130% of Coil Normal Voltage.
 最大使用电压在20°C:线圈额定电压的130%

OUTLINE DIMENSIONS 外部尺寸

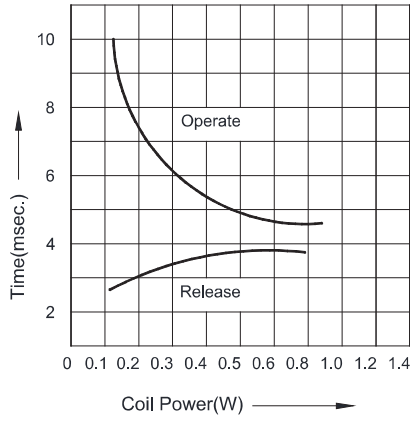
UNIT: mm(inch) 单位: 毫米(英寸)



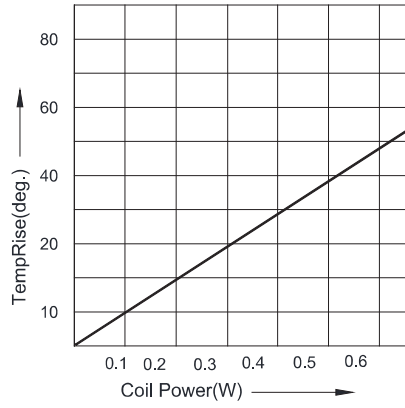
REMARK: Dimensions $\leq 5\text{mm} \pm 0.2\text{mm}$, $> 5\text{mm} \pm 0.3\text{mm}$, the tolerance of PCB thru hole: $+0.2\text{mm}$
 备注: 尺寸公差 $\leq 5\text{mm} \pm 0.2\text{mm}$, $> 5\text{mm} \pm 0.3\text{mm}$, 印刷电路板孔 $+0.2\text{mm}$

943 Reference Data 参考资料

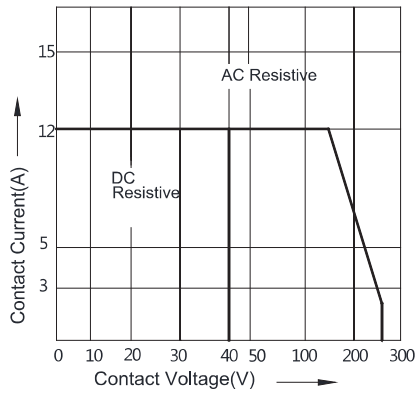
Timing



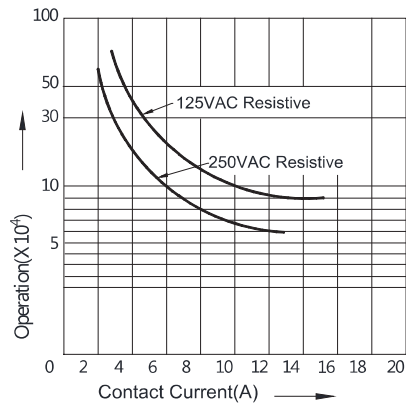
Coil Temperature Rise



Maximum Switching Power



Life Curves





943系列继电器SERIES RELAY

SAFETY STANDARD安规认证

SAFETY 安规名称	Coil Voltage 线圈电压	Contact Rated 接点额定值
UL	DC 3~48V	10A 277VAC 12A 125VAC 12A 30VDC 7A 250VAC 5.8 FLA 277 V 34.8 LRA 1.5 A (make) 5.4 A (break) pilot duty 277 V 5.8 FLA 277 V 34.8 LRA TV-5 15A, 125VAC, resistive, Form 1A (NO), Class F Insulation 1/3HP 125VAC
TUV	DC:3V,5V,6V,9V,12V, 18V,24V,48V	1A: 7A 250VAC /30VDC 1C: 7A 250VAC
CQC	DC:5V,6V,9V,12V,24V,48V	12A 125VAC 10A 277VAC 12A 30VDC