946系列继电器SERIES RELAY

FEATURES特点

- UL safety approval.　UL安规认证
- Standard type & High sensitivity type available.
  包括标准型及高感度型
- 3 Amps 1 Form C (SPDT) contact super miniature relay.
  3安培1组转换接点超小型继电器
- Nominal power 200mW ~ 360mW.
  正常功率200mW ~ 360mW
- Operating power 110mW ~ 200mW.
  动作功率 110mW ~ 200mW.
- DIL pitch terminal.
  DIL 型端子
- Washable Type (ultrasonic cleaning is not recommended)
  可清洗型 (不建议用超声波清洗)
- Products in accordance with IEC 60730–1/IEC 60335–1 standards are available
  可提供符合IEC 60730–1/IEC 60335–1标准的产品

UL FILE NO.: E162117
TUV FILE NO.: R50515764
用途：通讯设备、办公设备、家用电器等

CONTACT RATING 接点参数

Contact Form接点形式	1C　SPDT
Max. Switching Power最大切换功率	750VA 90W
Max. Switching Voltage最大切换电压	250VAC 30VDC
Max. Switching Current最大切换电流	3A
Min. Switching Current/Voltage最小切换电流/电压	100mV　1mA
Rating Load(Resistive)额定负载(阻性)	3A/250VAC　3A/30VDC
Contact Material 接点材质	Ag Alloy银合金

CHARACTERISTICS 性能参数

Electrical Life 电气寿命	1×10^5 (3A/250VAC　3A/30VDC&85℃　5×10^4)	
Mechanical Life机械寿命	1×10^7	
Insulation Resistance绝缘阻抗	Min. 100MΩ　500VDC	
Contact Resistance(Initial)接触电阻	≤100mΩ (6VDC 100mA)	
Operate Time 动作时间	≤6ms	
Release Time 开放时间	≤3ms	
Initial Dielectric Strength 耐压	between open contacts 开放接点间:50/60Hz 500VAC 1min. between contacts and coil 接点线圈间: 50/60Hz 1000VAC 1min.	
Vibration Resistance 耐振动	Malfunction: 误动作:	10 ~ 55Hz Double Amplitude双振幅 1.5mm
	Damage limits: 耐久:	10 ~ 55Hz Double Amplitude双振幅 1.5mm
Shock Resistance 耐冲击	Malfunction: 误动作:	10G
	Damage limits: 耐久:	100G
Ambient Temperature环境温度	–40℃~+85℃　(No freezing 无结冰)	
Relative Humidity相对湿度	85% at 40℃	
Unit Weight单位重量	约Approx. 3g	

ORDERING INFORMATION型号代码说明

946 H – 1C - 12 - D – F
1 2 3 4 5 6

1. Model Number 型号
2. Coil Sensitivity 线圈感度
   Nil =Standard Type标准型 (约 0.36W)
   H =High Sensitive Type高感度型 (约 0.2W)
3. Contact Arrangement 接点形式
   1C = 1Form C 1组转换
4. Coil Voltage 线圈电压
   3、5、6、9、12、24VDC
5. Coil Type 线圈形式
   D=DC 直流
6. Terminal Arrangement 端子形式
   Nil=General Type一般型
   F = Movable contact terminal & coil terminal at one side
   可动接点端子及线圈端子在同一侧

COIL RATINGS (at 20℃) 线圈额定值 (在20℃)

COIL TYPE 线圈形式	Coil Nominal Voltage 线圈额定电压 (V)	Coil Resistance 线圈阻抗 (Ω ± 10%)	Pick–Up Voltage 动作电压(V) (Max)	Drop–Out Voltage 开放电压(V) (Min)	Nominal Current 额定电流 (mA)
DC Standard Coils 直流标准型线圈 (abt. 0.36W)	3	25	2.25	0.3	120
	5	70	3.75	0.5	71.4
	6	100	4.5	0.6	60
	9	220	6.75	0.9	40.9
	12	400	9	1.2	30
	24	1600	18	2.4	15
DC High Sensitive Coils 直流高感度型线圈 (abt. 0.2W)	3	45	2.25	0.3	66.7
	5	125	3.75	0.5	40
	6	180	4.5	0.6	33.3
	9	405	6.75	0.9	22.2
	12	720	9	1.2	16.7
	24	2880	18	2.4	8.3

* Max Continuous Voltage at 20℃: 130% of Coil Normal Voltage.
最大使用电压在20℃:线圈额定电压的130%

OUTLINE DIMENSIONS 外部尺寸

UNIT: mm(inch) 单位: 毫米(英吋)

Dimensions尺寸

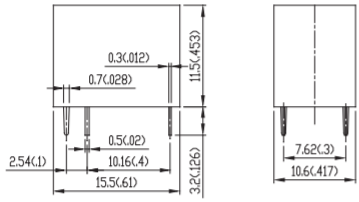

Internal Connections接线图
(Bottom View底视图)

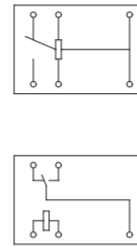

General Type

F Type

Drilling Plan孔位图
(Bottom View底视图)

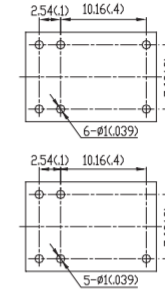

REMARK: Dimensions≤5mm ± 0.2mm， > 5mm ± 0.3mm，the tolerance of PCB thru hole: +0.2mm
备注: 尺寸公差≤5mm ± 0.2mm， > 5mm ± 0.3mm，印刷电路板孔+0.2mm

946 Reference Data 参考资料

Timing

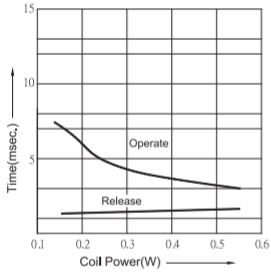

Coil Temperature Rise

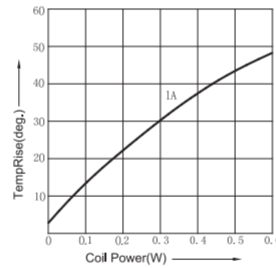

Life Curves

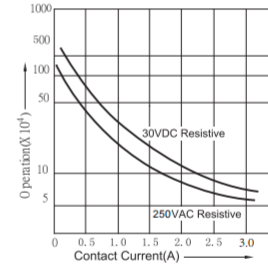

SAFETY STANDARD安规认证

SAFETY 安规名称	Coil Voltage 线圈电压	Contact Rated 接点额定值
UL	DC: 5V ~ 24V	1A 125VAC 2A 30VDC 3A 250VAC 3A 30VDC
TUV	DC: 5V ~ 24V	3A 250VAC 3A 30VDC