

FEATURES特点

- UL safety approval.
UL 安规认证.
- Slim DPST-NO relay
薄型二组常开型继电器
- Single-Crossbar contact for high reliability.
十字交叉排列接点, 提供高度可靠性能.
- Capacity 5A 125VAC resistive load.
阻性负载为5A 125VAC.
- 6.0mm insulation distance between coil and contacts.
6.0mm 线圈和接点间绝缘距离
- Nominal power 540mW.
正常功耗为540毫瓦特



UL FILE NO.: E162117

用途: 音响喇叭

CONTACT RATING 接点参数

Contact Form 接点形式	2A DPST-NO
Max. Switching Power最大切换功率	625VA 150W
Max. Switching Voltage最大切换电压	125VAC 30VDC
Max. Switching Current最大切换电流	8A
Min. Switching Current /Voltage 最小切换电流/电压	1mA 1VDC
Rating Load(Resistive)额定负载(阻性)	5A/30VDC、5A/125VAC、8A/50VAC
Contact Material接点材质	Au +Ag Alloy银合金镀金

CHARACTERISTICS 性能参数

Electrical Life 电气寿命	1 × 10 ⁵	
Mechanical Life机械寿命	1 × 10 ⁷	
Insulation Resistance绝缘阻抗	Min. 1000MΩ 500VDC	
Contact Resistance(Initial)接触电阻	≤ 100mΩ (6VDC 100mA)	
Operate Time 动作时间	≤ 20ms	
Release Time 开放时间	≤ 10ms	
Initial Dielectric Strength 耐压	between open contacts开放接点间: 50/60Hz 1000VAC 1min. between contacts and coil 接点线圈间: 50/60Hz 4000VAC 1min.	
Vibration Resistance 耐振动	Malfuction: 误动作:	10 ~ 55Hz Double Amplitude双振幅 1.5mm
	Damage limits: 耐久:	10 ~ 55Hz Double Amplitude双振幅 1.5mm
Shock Resistance 耐冲击	Malfuction: 误动作:	10G
	Damage limits: 耐久:	100G
Ambient Temperature环境温度	-40°C ~ +85°C (No freezing 无结冰)	
Relative Humidity相对湿度	85% at 20°C	
Unit Weight单位重量	Approx. 15g	

ORDERING INFORMATION型号代码说明

981-2A-12 D S	
1 2 3 4 5	
1. Model Number 型号 2. Contact Arrangement 接点形式 2A= 2 Form A 2 组常开 3. Coil Voltage 线圈电压 5、6、9、12、24、48VDC	4. Coil Type 线圈形式 D=DC 直流 5. Enclosure 密封形式 S = Sealed Type 密封型

COIL RATINGS (at 20°C) 线圈额定值 (在20°C)

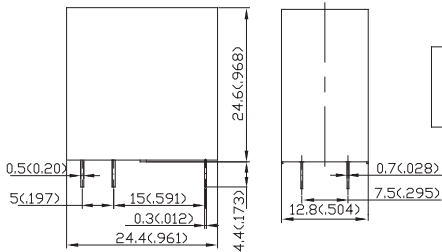
COIL TYPE 线圈形式	Coil Nominal Voltage 线圈额定电压 (V)	Coil Resistance 线圈阻抗 ($\Omega \pm 10\%$)	Pick-Up Voltage 动作电压(V) (Max)	Drop-Out Voltage 开放电压(V) (Min)	Nominal Current 额定电流 (mA)
DC Standard Coils 直流标准线圈 (abt. 0.54W)	5	47	3.75	0.5	106.4
	6	68	4.5	0.6	88.3
	9	155	6.75	0.9	58
	12	270	9	1.2	44.4
	24	1100	18	2.4	21.8
	48	4400	36	4.8	10.9

* Max Continuous Voltage at 20°C: 130% of Coil Normal Voltage.
 最大使用电压在20°C:线圈额定电压的130%

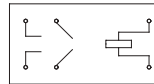
OUTLINE DIMENSIONS 外部尺寸

UNIT: mm(inch) 单位: 毫米(英寸)

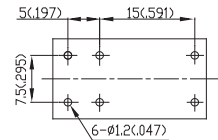
Dimensions尺寸



Internal Connections接线图
(Bottom View底视图)

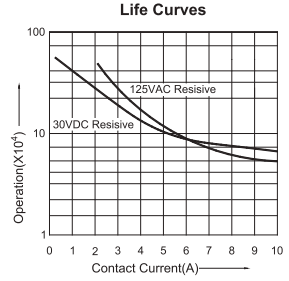
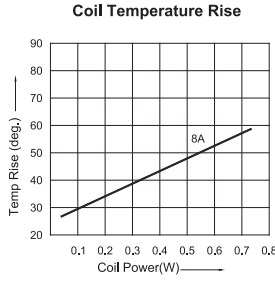
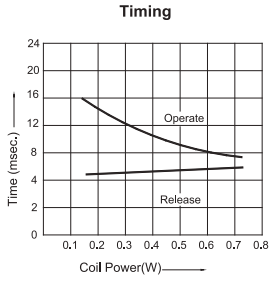


Drilling Plan孔位图
(Bottom View底视图)



REMARK: Dimensions $\leq 5\text{mm} \pm 0.2\text{mm}$, $> 5\text{mm} \pm 0.3\text{mm}$, the tolerance of PCB thru hole: $+0.2\text{mm}$
 备注: 尺寸公差 $\leq 5\text{mm} \pm 0.2\text{mm}$, $> 5\text{mm} \pm 0.3\text{mm}$, 印刷电路板孔 $+0.2\text{mm}$

981 Reference Data 参考资料



SAFETY STANDARD 安规认证

SAFETY 安规名称	Coil Voltage 线圈电压	Contact Rated 接点额定值
UL	3-48VDC	5A 125VAC 8A 50VAC 5A 30VDC