

SPECIFICATION FOR APPROVAL

PART NAME: SLIDE SWITCH

MODEL NO: SS-12D00G3

DATE : Aug.20,2020

SAMPLE QUANTITY: 5PCS

APPROVED BY

Customer : AKIZUKI DENSHI TSUSHO CO., LTD.

SAMPLE FROM:

WRITTEN BY:

APPROVED BY:

Jerry Young

ZCJ

Allen Chen

XiaMen JinBeili Electronics Co.,ltd

TEL:+86-592-739 0768,739 0769 FAX: TEL:+86-592-739 0679

Contact Person: Jerry Young(+86-136 6608 7358)

E-mail:ywh@jblec.com

WEB:Http://www.jblec.com

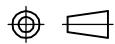


**ISO 9001 & IATF 16949 Automotive Quality Management
System Certification Manufacturing Enterprise**

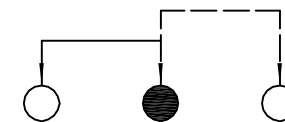
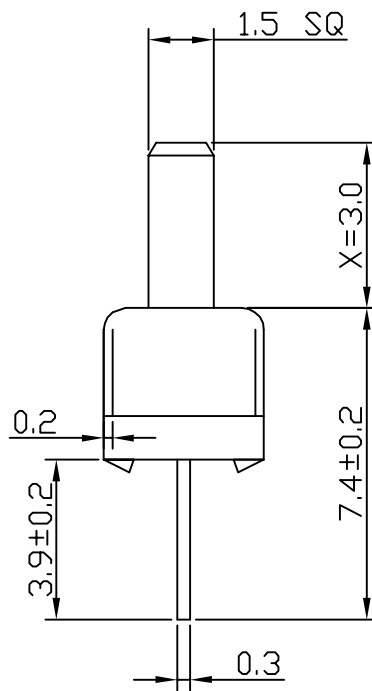
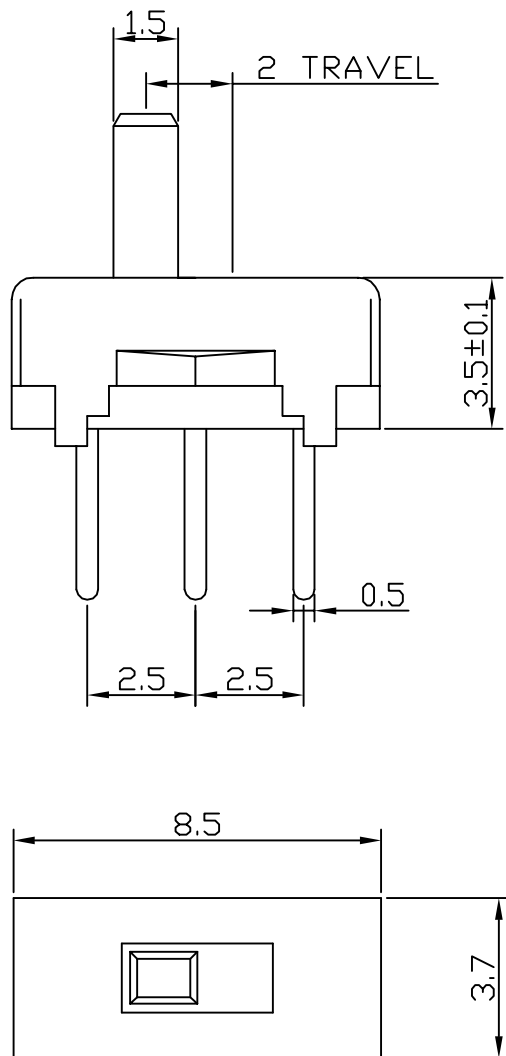
<p style="text-align: center;">厦门金倍利电子有限公司</p> <p style="text-align: center;">XIAMEN JINBEILI ELECTRONICS CO., LTD</p>		文件编号	JBL-SS/SK-2010
		发布日期	2019年3月1日
SPECIFICATION 规格书		第 A 版	第 1 页 共 3 页
MODEL NO. 产品名称: SS-12D00G3			
DRAWN 制订		WANGPINGPING	APPV 审批
			FENGYUANDONG
1. RATING (额定值) : DC 30V 0.3A			
2. FUNCTION (接触型式) : 1P2T			
3. TIMING (时间特性) : NON-SHORTING			
4. ELECTRICAL CHARACTERISTICS (电气性能规格)			
ITEM 项目		TEST CONDITIONS 测试条件	PERFORMANCE 规格
4.1	CONTACT RESISTANCE 接触电阻	MEASURED AT 1 KHz SMALL CURRENT (100 mA OR LESS) 在 1 KHz 微小电流 (100mA 以下) 测试。	100mΩ MAX 100 毫欧以下。
4.2	INSULATION RESISTANCE 绝缘电阻	APPLY A VOLTAGE OF 500V DC SHALL BE APPLIED FOR 1 MIN AFTER WHICH MEASUREMENT BE MADE: (1) BETWEEN TERMINAL. (2) BETWEEN INDIVIDUAL TERMINAL AND FRAME. 输入 500V DC 电压 1 分钟, 按以下接触方式测试: (1) 排脚相互之间。 (2) 排脚与外壳间。	100MΩ MIN 100 兆欧以上
4.3	DIELECTRIC STRENGTH 耐电压	AC 500V rms (50~60Hz) FOR 1 MIN TRIP CURRENT: 0.5 mA (1) BETWEEN TERMINAL. (2) BETWEEN INDIVIDUAL TERMINAL AND FRAME. 输入 AC 500V (50~60Hz) 电压, 1 分钟感度电流为 0.5 mA, 按以下接触方式测试: (1) 排脚与排脚之间。 (2) 排脚与外壳之间。	WITHOUT DAMAGE TO PARTS ARCING OR BREAKDOWN ETC. 没有绝缘破坏等异常。
5. MECHANICAL CHARACTERISTICS (机械性能规格)			
ITEM 项目		TEST CONDITIONS 测试条件	PERFORMANCE 规格
5.1	OPERATING FORCE 作动力	MEASUREMENT SHALL BE MADE AT THE NEAREST POINT OF THE COMPONENT OR AT THE POINT 3mm FROM THE TIP OF THE ACTUATOR (KNOB). 在距离胶柄前端 3mm 处作测定点。	T1-T2: 230gf ± 80gf;
5.2	TERMINAL STRENGTH 端子强度	A STATIC LOAD OF 300 gf SHALL BE APPLIED TO THE TERMINAL FOR 15 SEC. IN ANY DIRECTION. 在端子前端任意一个方向加 300gf 力度测试, 时间为 15 秒。	THERE SHALL BE NO DAMAGE TO THE TERMINAL SUCH AS CRACKS, LOOSENESS OR PLAY. ELECTRICAL AND MECHANICAL CHARACTERISTICS SHALL BE SATISFIED. 在端子中没有裂开、松动等异常。 满足于机械、电器性能。
5.3	DISPLACEMENT OF ACTUATOR (KNOB) 柄强度	A STATIC LOAD OF 10N (1Kgf) SHALL BE APPLIED TO THE TOP OF THE ACTUATOR (KNOB) AND THEN DISPLACEMENT SHALL BE MEASURED TO THE DIRECTION OF THE ARROW. 在柄的前端施加 1Kgf 的力度, 位移应沿印记的方向上定。	THE LEVER SHALL HAVE NO SERIOUS DEFORMATION AND FUNCTION IS NORMALLY.

厦门金倍利电子有限公司 XIAMEN JINBEILI ELECTRONICS CO., LTD		文件编号	JBL-SS/SK-2010									
		发布日期	2019年3月1日									
SPECIFICATION 规格书		第 A 版	第 2 页 共 3 页									
6. DURABILITY (耐久性) :												
ITEM 项目	TEST CONDITIONS 测试条件	PERFORMANCE 规格										
6.1 LIFE TEST 寿命试验	WITHOUT LOAD: AN ACTUATOR SHALL BE SUBJECT TO 10,000 CYCLES AT A SPEED OF 15~18 CYCLES FOR 1 MIN. 无负荷: 以每分钟 15~18 回的频率, 进行 10,000 次测试。	(1) CONTACT RESISTANCE 100 mΩ MAX. (2) INSULATION RESISTANCE 50MΩ MIN. (3) WITHSTAND VOLTAGE AC 500V, 1 MINUTE. (4) OPERATING FORCE ±30% INITIAL VALUE. (5) WITHOUT DAMAGE TO PARTS ARCING OR BREAKDOWN ETC. (1) 接触电阻: 100 毫欧以下。 (2) 绝缘电阻: 50 兆欧以上。 (3) 耐电压: AC 500V 1 分钟 (4) 作动力: 变化范围为初始值的±30% (5) 测试后外表无损伤, 并且满足机械性能										
6.2 SOLDERABILITY TEST 可焊性试验	THE TOP OF THE TERMINALS SHALL BE DIPPED 2mm IN THE SOLDER BATH OF 240±5°C FOR 3±0.5 SECONDS. 端子顶部被浸入焊锡池中 2mm 深, 温度为 240±5°C, 时间为 3±0.5 秒。	THE AREA OF SOLDERING SHOULD BE OVER 75% 焊接面积要有 75%以上。										
6.3 RESISTANCE TO SOLDERING HEAT TEST 耐焊性试验	(1) TEMPERATURE AND IMMERSING TIME 温度及浸锡时间 <table border="1" style="margin-left: 20px;"> <thead> <tr> <th></th> <th>TEMPERATURE 温度 (°C)</th> <th>TIME 时间 (S)</th> </tr> </thead> <tbody> <tr> <td>DIP SOLDERING 浸锡</td> <td>245°C ±5°C</td> <td>2±1</td> </tr> <tr> <td>MANUAL SOLDERING 手焊</td> <td>320°C ±5°C</td> <td>2±1</td> </tr> </tbody> </table> (2) IMMERSION DEPTH: IMMERSION DEPTH UP TO THE SURFACE OF THE BOARD THICKNESS OF PRINTED WIRING BOARD 1.6 mm. 焊锡深度: 焊锡深度至基板 (PCB) 表面, 基板厚度为 1.6mm。		TEMPERATURE 温度 (°C)	TIME 时间 (S)	DIP SOLDERING 浸锡	245°C ±5°C	2±1	MANUAL SOLDERING 手焊	320°C ±5°C	2±1	WITHOUT DEFORMATION OF CASE OR EXCESSIVE LOOSENESS OF TERMINALS MECHANICAL AND ELECTRICAL CHARACTERISTICS SHALL BE SATISFIED. 本体无变形, 能满足于机械、电器性能。	
	TEMPERATURE 温度 (°C)	TIME 时间 (S)										
DIP SOLDERING 浸锡	245°C ±5°C	2±1										
MANUAL SOLDERING 手焊	320°C ±5°C	2±1										
6.4 HEAT TEST 耐热试验	THE JACK SHALL BE STORED AT A TEMPERATURE OF 85°C ±2°C FOR 48 HOURS AND THEN IT SHALL BE SUBJECTED TO THE CONTROLLED RECOVERY CONDITIONS FOR 1 HOUR AFTER WHICH MEASUREMENT SHALL BE MADE. 放置在温度 85±2°C 中, 48 小时后再放置于正常室温中 1 小时后测定。	THE AREA OF SOLDERING SHOULD BE OVER 75% 焊接面积要有 75%以上。										
6.5 COLD TEST 耐冷试验	THE JACK SHALL BE STORED AT A TEMPERATURE OF -25°C ±3°C FOR 48 HOURS AND THEN IT SHALL BE SUBJECTED TO THE CONTROLLED RECOVERY CONDITIONS FOR 1 HOUR AFTER WHICH MEASUREMENT SHALL BE MADE. 放置在温度 -25±3°C 中, 48 小时后再放置于正常室温中 1 小时后测定。	THE AREA OF SOLDERING SHOULD BE OVER 75% 焊接面积要有 75%以上。										
6.6 HUMIDITY TEST 潮湿试验	THE JACK SHALL BE STORED AT A TEMPERATURE OF 40±2°C AND A HUMIDITY OF 90% TO 96% FOR 48 Hr . THEN THE JACK SHALL BE MAINTAINED AT STANDARD ATMOSPHERIC CONDITION FOR 1 Hr FOR OTHER PROCEDURES. 放置在温度 40±2°C、相对湿度为 90~96% 的环境中, 48 小时后再放置于正常室温中 1 小时后测定。	THE AREA OF SOLDERING SHOULD BE OVER 75% 焊接面积要有 75%以上。										

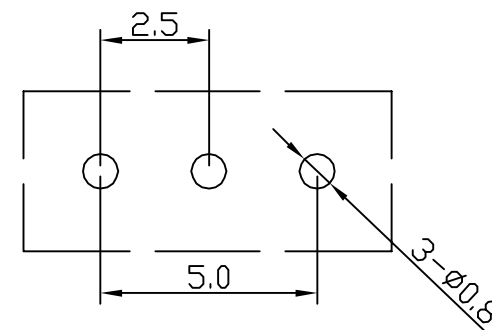
<p style="text-align: center;">厦门金倍利电子有限公司 XIAMEN JINBEILI ELECTRONICS CO., LTD</p>		文件编号	JBL-SS/SK-2010
		发布日期	2019年3月1日
SPECIFICATION		第 A 版	第 3 页 共 3 页
规格书			
ITEM 项目	TEST CONDITIONS 测试条件	PERFORMANCE 规格	
6.7	STANDARD ATMOSPHERIC CONDITIONS 测试标准状态 UNLESS OTHERWISE SPECIFIED. THE STANDARD RANGE OF ATMOSPHERIC CONDITIONS FOR MAKING MEASUREMENTS AND TESTS ARE AS FOLLOWS: (1) AMBIENT TEMPERATURE : 5℃ TO 35℃ (2) RELATIVE HUMIDITY : 45% TO 85% (3) AIR PRESSURE : 86Kpa TO 106Kpa 在没有指定的情况下测试温度、湿度、气压如下: (1) 温度为 5~35℃。 (2) 湿度为 45~85%。 (3) 气压为 86Kpa~106Kpa。		
6.8	SALT SPRAY TEST 喷雾实验 AT 5% NaCl LIQUOR FOR 24 HOURS, AFTER WASHING, KEEP IN NORMAL CONDITION FOR 30 MIN. 5%的Nacl 溶液中喷雾 24 小时, 用水清洗并在室温下放置 30 分钟	WITHOUT EXCESSIVE CORROSION OR CRACK IN APPEARANCE 表面无明显腐蚀或镀层脱落现象	
6.9	PRACTICAL TEMPERATURE RANG 使用温度范围 -20℃ ~ +60 ℃ 在-20℃ ~ +60 ℃温度内使用。		
7.0	STORAGE METHOD 保管方法 (1) IF DON' T USE THE PRODUCT IMMEDIATELY, STORE IT AS DELIVERED IN THE FOLLOWING ENVIRONMENT: WITH NEITHER DIRECT SUNSHINE NOR CORROSIVE GAS AND IN NORMAL TEMPERATURES. HOWEVER, IT IS RECOMMENDED THAT YOU SHOULD USE IT AS SOON AS POSSIBLE BEFORE SIX MONTHS PASS. 如非立即使用本制品, 应将其保管于阳光不能直射、没有腐蚀性气体的常温环境中。但我们推介于 6 个月内尽快使用。 (2) AFTER BREAK THE SEAL, IT SHOULD PUT THE REMAINING IN A PLASTIC BAG TO SEPARATE IT FROM THE OUTSIDE AND STORE IN THE SAME ENVIRONMENT MENTIONED ABOVE. YOU SHOULD USE IT UP AS SOON AS POSSIBLE. 把未用完的制品, 放回胶袋内密封后以上述相同环境保存, 尽快使用。 (3) DO NOT STACK TOO MANY SWITCHES FOR STRAFE. 保存时不要过剩重叠, 以防压坏。		



CAD FILE:



CIRCUIT DIAGRAM



PCB LAYOUT

KEY SPECIFICATION:

1. RATING: DC 30V 0.3A
2. FNCTION: 1P2T
3. CONTACT RESISTANCE: 100mΩhm MAX
4. INSULATION RESISTANCE: 100MΩhm MIN
5. DIELECTRIC STRENGTH: AC 500V(50-60HZ) FOR 1Min
6. OPERATING FORCE: T1-T2: 230gf±80gf
7. OPERATING LIFE: 10,000CYCLES(15-18CYCLES/Min)
8. OPERATING TEMPERATURE: -20°C~+70°C

8						TOLERANCE UNLESS SPECIFIED							
7													
6						WITHIN 1.5: ±0.1mm OVER 1.5: ±0.2mm ANGLES: ±2°							
5	CONTACT	BRONZE	1	Ag PLATED	CANEC2004459646		ISSUE	DATE	DESCRIPTIONS	APPD.			
4	TERMINAL BASE	PHENOL IC RESIN	1	NATURE	CANEC2004459601	TITLE: SLIDE SWITCH		UNIT: mm	DRWG. NO.: SS12D00GXX-A03				
3	TERMINAL	BRASS STRIP	3	Ag PLATED	CANEC2004459640	MODEL NO: SS-12D00G3		SCALE: 4:1	DWN	CONG YIN	JUN.15,2020		
2	FRAME	TRON STRIP	1	Ni PLATED	CANEC2004459650	XIAMEN JINBEILI ELECTRONICS CO.,LTD					CHK'D	SANJUN LIU	JUN.15,2020
1	KNOB	POM	1	BLACK	CANEC2004459607						APPD.	Y.D.FENG	JUN.17,2020
NO.	DESCRIPTION	MATERIAL	QTY	PLATING	SGS NO.								