参考資料

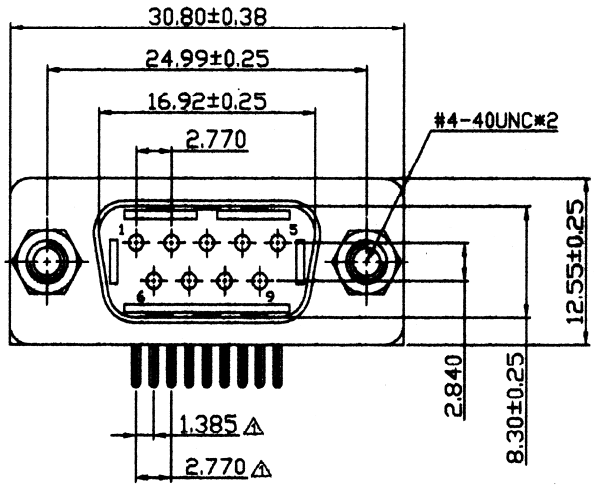

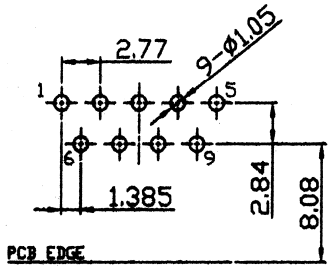

P.C.B. LAYOUT

Material :
Insulator : PBT Glass-fiber reinforced, UL 94V-0
Shell : SPCC, Nickel or Tin plated
Contact : Brass, Gold flash plated
L Bracket: SPCC, Nickel plated
Screw: SPCC, Nickel plated

Specification :
Current Rating : 2 Amp
Insulation Resistance : 1,000 Mohm min. at DC 500V
Contact resistance : 15 mOhm max.
Dielectric Voltage : AC 500V for 1 minute
Operation temperature : - 55℃ ~ + 105℃

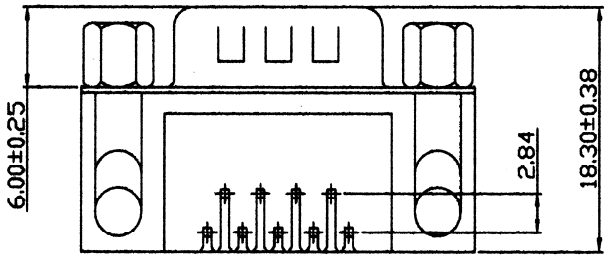

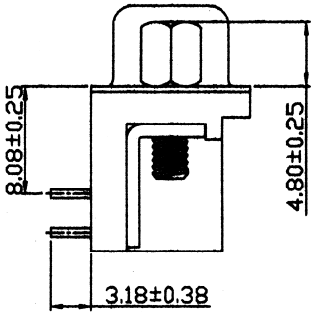

P/N	Poles	Gender	Options
C-00644	9	male	#4-40 screws
C-00162	9	male	M2.6 screws

E				Drawn	General Tolarance			Akizuki Denshi Tsusho Co., Ltd.
D					.0	.00	.000	
C				Checked	±0.40	±0.30	±0.20	Title : D-Sub R/A PCB type, 9way Male
B					Unit : mm			L bracket through hole, #4-40 Screws locked
A				Appraval	Scale :			Part No. C - 00644,C-00162 / File No. : UIC-DMR-09PGG
Rev.	Date	File	BY		Sheet :			