

回轉式位元產生器規格書

ROTATIONAL ENCODER SPECIFICATION

一,一般事項 General

1~1 適用範圍 Application

適用於電子機器的微小電流回路用之12mm迴轉式位元產生器

Application: This specification applies to 12mm size rotary encoder(incremental) for microscopic current circuit used electronic equipment.

1~2 標準狀態 Standard atmospheric conditions

若無特別規定限制, 測試時需要在標準狀態範圍下, 此範圍如下:

Unless otherwise specified, the standard range of atmospheric conditions for making measurements and tests is as follows.

溫度 Ambient temperature : 15°C to 35°C

相對濕度 Relative humidity : 25% to 85%

氣壓 Air pressure : 86kpa to 106kpa

但如有疑問時, 依下述基準狀態實施:

If there is any doubt about the results, measurements shall be made within the following:

溫度 Ambient temperature : 20±2°C

相對濕度 Relative humidity : 60% to 70%

氣壓 Air pressure : 86kpa to 106kpa

1~3 使用溫度範圍

Operating temperature range : -10°C to +70°C

1~4 保存溫度範圍

Storage temperature range: -40°C to +85°C

1~5 構造, 尺寸 Construction and dimensions 依組立圖 Refer to attached drawing

1~6 額定 Rating : D.C 5V 0.5mA

					APPD.	CHKD.	DSGD.	DOCUMENT NO. :	
					廖智順	鐘學峰	余倩	EC12PLBOSDVF-D-25K-24-24C-31/07-6H	
				VERSION :				J	
				PAGE :				1 OF 11	
SYMB	DATE	APPD	CHKD	DSGD	2010.12.21	2010.12.21	2010.12.21	DRAWING NO.:	EC12PSD-010

回轉式位元產生器規格書

ROTATIONAL ENCODER SPECIFICATION

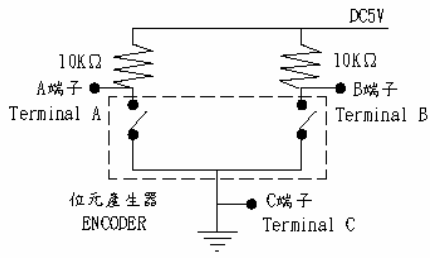
二. 電氣性能 Electrical Characteristics

NO.	項目 item	條件 conditions	規格 specifications	
2-1	輸出信號 output signal format	< 圖一 > < fig. 1 >	A . B 二信號的輸出時間相位差, 詳細如<圖一>所示. (圖中虛線表示掣子點定位置) 2. Phase-different signals (Signal A. & signal B) Details shown in < fig.1 > (The broken line shows detent position of with detent type.)	
		軸回轉方向 Shaft rotational direction	信號 Signal	輸出波形 Output 定速旋轉 constant speed : 360°
		順時針方向 C. W.	A (A-C 端子間) A (Terminal A-C) B (B-C 端子間) B (Terminal B-C)	
		反時針方向 C. C. W.	A (A-C 端子間) A (Terminal A-C) B (B-C 端子間) B (Terminal B-C)	
2-2	分解能 Resolution	旋轉一圈所產生脈波數目. Number of pulses in 360° rotation .	各相24脈波/360° 24 pulses / 360° for each phase (1掣子點 1 Pulse) (1 click 1 pulse)	

					APPD.	CHKD.	DSGD.	DOCUMENT NO. :	
								EC12PLBOSDVF-D-25K-24-24C-31/07-6H	
					廖智順	鐘學峰	余倩	VERSION :	J
								PAGE :	2 OF 11
SYMB	DATE	APPD	CHKD	DSGD	2010.12.21	2010.12.21	2010.12.21	DRAWING NO.:	EC12PSD-010

回轉式位元產生器規格書

ROTATIONAL ENCODER SPECIFICATION

NO.	項 目 item	條 件 conditions	規 格 specifications
2-3	切 換 特 性 Switching characteristics	<p>切換測定回路如<圖二>所示, 以直流電壓5V, 軸回轉速度為每秒鐘回轉360°測定。 Measurement shall be made under the condition as follows .</p> <p>(1). Shaft rotational speed : 360° / S (2). Test circuit : < fig. 2 > .</p> <p style="text-align: center;">< 圖 二 > < fig. 2 ></p> 	
2-4	滑 動 雜 音 Sliding noise	<p>(1) 震顛雜音 Chattering 如 <圖三> 所示, 位元由狀態OFF→ON或ON→OFF變化時,輸出電壓在1.5V~3.5V的切換時間 Details shown in <fig.3> Specified by the signal's passage time from 3.5V to 1.5V or from 1.5V to 3.5V of each switching position (code OFF→ON or ON→OFF).</p> <p>注意：針對震顛雜音(t1, t3)部分, 請於訊號 抓取上加以遮蔽, 進行過濾雜訊。 建議追加過濾迴路, 如<圖四>所示。 Note : To avoid chattering(t1 , t3), please consider masking time and adding C/R filters on your circuit for pulse count design, as show in <fig. 4>.</p>	$t_1, t_3 \leq 3\text{ms}$

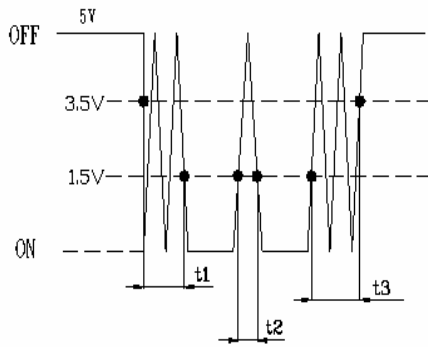
					APPD.	CHKD.	DSGD.	DOCUMENT NO. :	
								EC12PLBOSDVF-D-25K-24-24C-31/07-6H	
					廖智順	鐘學峰	余倩	VERSION :	J
								PAGE :	3 OF 11
SYMB	DATE	APPD	CHKD	DSGD	2010.12.21	2010.12.21	2010.12.21	DRAWING NO.:	EC12PSD-010

回轉式位元產生器規格書

ROTATIONAL ENCODER SPECIFICATION

NO.	項目 item	條件 conditions	規格 specifications
		<p>(2) 跳躍雜音 Bounce 如<圖三>所示,位元在ON的狀態時,電壓超過1.5V以上的時間視為.當在位元ON狀態時,與震顛雜音(t₁或t₃)時間間隔小于1ms時,則該跳躍雜音視為震顛雜音的一部份. 當在位元ON狀態時,兩個跳躍雜音間的時間間隔小于1ms時,則視為同一跳躍雜音. Details shown in <fig.3> .Specified by the time of voltage change exceed 1.5V in code - ON area . When the bounce has code - ON time less than 1ms between chatterings (t₁ or t₃), the voltage change shall be regarded as a part of chattering . When the code - ON time between 2 bounces is less than 1ms , they are regarded as 1 linked bounce .</p>	t ₂ ≤ 2ms
		<p>(3) 滑動雜音 Sliding noise 位元OFF狀態時的電壓變動. The voltage change in code-OFF area</p>	3.5V 以上 3.5V Min.

<圖三> <fig. 3>



(t₁,t₃)Masking time to avoid chattering.

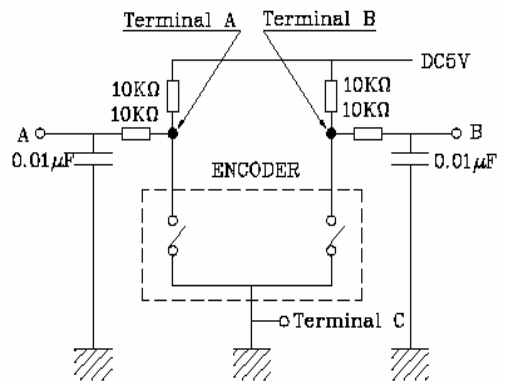
位元OFF狀態：輸出電壓3.5V以上的狀態稱之。

位元ON狀態：輸出電壓1.5V以下的狀態稱之。

Code - OFF area：The area which the voltage is 3.5V or more .

Code - ON area：The area which the voltage is 1.5 V or less .

<圖四> <fig. 4>



					APPD.	CHKD.	DSGD.	DOCUMENT NO. :	
					廖智順	鐘學峰	余倩	EC12PLBOSDVF-D-25K-24-24C-31/07-6H	
								VERSION :	J
								PAGE :	4 OF 11
SYMB	DATE	APPD	CHKD	DSGD	2010.12.21	2010.12.21	2010.12.21	DRAWING NO.:	EC12PSD-010

回轉式位元產生器規格書

ROTATIONAL ENCODER SPECIFICATION

NO.	項目 item	條件 conditions	規格 specifications
2-5	相位差 Phase-difference	<p>以定速每秒鐘旋轉360°測定之。 Measurement shall be made under the condition which the shaft is rotated in 360° /S (constant speed)</p> <div style="text-align: center;"> <p style="text-align: center;">A信號(A-C間) Signal A</p> <p style="text-align: center;">B信號(B-C間) Signal B</p> <p style="text-align: center;">OFF ON</p> <p style="text-align: center;">OFF ON</p> <p style="text-align: center;">旋轉方向 → Rotational direction</p> </div>	<p>如圖五所示 in < fig. 5></p> <p>$\Delta T \geq 3.5\text{msec}$</p>
<p>注意事項:※2.4-2.5之規格，為360°/秒等速下運轉檢測之，與手動旋轉會有所不同。 ※與韌體程式之搭配性，請實際使用測試確認之。</p> <p>Note : ※The test is conducted with equipment at constant speed: 360°/S according to Spec. Item 2.4 & 2.5, and the test result could be different from the result by manual test.</p> <p>※In order to prove the interoperability between the firmware and the encoder, please test the part in real condition.</p>			
2-6	絕緣阻抗 Insulation resistance	<p>外加電壓250V D.C 於固定板與任一端子間。 Measurement shall be made under the condition which a voltage of 250V D.C is applied between individual terminals and attaching plate</p>	<p>固定板與端子間100MΩ 以上。 Between individual terminals and attaching. Plate:100MΩ MIN .</p>
2-7	耐電壓強度 Dielectric strength	<p>於固定板與任一端子間外加電壓300V A.C.1分鐘 或外加 A.C 360V 2 秒鐘測定 A voltage of 300V A.C. shall be applied for 1 min or a voltage of 360 VA.C. shall be applied for 2 sec between individual terminals and attaching. plate (Leak current : 1mA)</p>	<p>無損傷,短路及絕緣破壞現象。 Without arcing or breakdown .</p>

					APPD.	CHKD.	DSGD.	DOCUMENT NO. :	
								EC12PLBOSDVF-D-25K-24-24C-31/07-6H	
					廖智順	鐘學峰	余倩	VERSION :	J
								PAGE :	5 OF11
SYMB	DATE	APPD	CHKD	DSGD	2010.12.21	2010.12.21	2010.12.21	DRAWING NO.:	EC12PSD-010

回轉式位元產生器規格書

ROTATIONAL ENCODER SPECIFICATION

三. 機械性能 Mechanical characteristics

NO.	項目 item	條件 conditions	規格 specifications
3-1	全回轉角度 Total rotational angle		360° 回轉 360° (Endless)
3-2	掣子脫出力 Detent torque		30~200gf.cm
3-3	掣子點數及位置 Number and position of detents		24點掣子 24 detents 每點角度: $15^{\circ} \pm 3^{\circ}$ Step angle : $15^{\circ} \pm 3^{\circ}$
3-4	端子強度 Terminal strength	外加靜重300gf之力于端子前端之任意方向1分鐘. A static load of 300gf shall be applied to the tip of terminals for 1 minute in any direction .	端子無損壞或顯著鬆動, 但是端子可允許彎曲 . Without excessive play in terminals or poor contact.
3-5	軸擠壓引張強度 Push - pull strength of shaft	在軸之方向加壓力或張力之靜負荷5Kgf 10秒 (實裝狀態) . Push and pull static load of 5Kgf shall be applied to the shaft in the axial direction for 10sec .(After soldering of the PC board)	不可有電氣或機械上的異常 Without damage to. or excessive play in shaft .No excessive abnormality in rotational feeling. And electrical characteristics shall be satisfied.
3-6	軸鬆動 Shaft wobble	軸前端5mm處加上500gf.cm之力矩 . A momentary load of 500gf.cm shall be applied at the point 5mm from the tip of the shaft in a direction perpendicular to the axis of shaft .	1.0xL/30 mmp-p以下 (MAX) L : 軸的固定長度。 L: Shaft Length

					APPD.	CHKD.	DSGD.	DOCUMENT NO. :	
					廖智順	鐘學峰	余倩	EC12PLBOSDVF-D-25K-24-24C-31/07-6H	
				VERSION :				J	
				PAGE :				6 OF 11	
SYMB	DATE	APPD	CHKD	DSGD	2010.12.21	2010.12.21	2010.12.21	DRAWING NO.:	EC12PSD-010

回轉式位元產生器規格書

ROTATIONAL ENCODER SPECIFICATION

NO.	項目 item	條件 conditions	規格 specifications
3-7	軸垂直側壓強度 Side thrust Strength of shaft	軸前端5mm處,加上2Kgf的靜荷重10秒. A load of 2Kgf shall be applied at the point 5mm from the tip of the shaft in a direction perpendicular to the axis of shaft.(After soldering of PC board)	不可有電氣或機械上的異常 Without excessive play or bending in shaft. No mechanical abnormality.
3-8	軸回轉方向間隙 Rotation Play at the click position	使用角度板測定之 Measure with jig for rotational angle.	4° 以內 4° MAX.

四. 耐久性能 Endurance characteristics

NO.	項目 item	條件 conditions	規格 specifications
4-1	回轉壽命 Rotational life	無任何電氣負荷下,軸以每小時600~1000回轉的速度下,持續進行30,000回轉. (1回轉為360°往返各一次) The shaft of encoder shall be rotated to 30,000cycles at a speed of 600~1000 cycles per hour without electrical load , after which measurement shall be made . (1 cycle : rotate 360°C.C.W. rotate 360° C.W.)	震顛雜音: $t_1, t_3 \leq 5mS$ 跳躍滑動雜音: $t_2 \leq 3mS$ 相位差: $\Delta T \geq 2.5msec$ 付摺子點機種需有摺子 點的感觸. 其它初期值亦需滿足。 Chattering: $t_1, t_3 \leq 5ms$ Bounce: $t_2 \leq 3ms$ Phase-difference: $\Delta T \geq 2.5msec$ Detent feeling has to remains. (Applied for detent type) Except above items. specifications in clause 2.1~7 and 3.1~8 shall be satisfied.

					APPD.	CHKD.	DSGD.	DOCUMENT NO. :	
								EC12PLBOSDVF-D-25K-24-24C-31/07-6H	
					廖智順	鐘學峰	余倩	VERSION : J	
								PAGE : 7 OF 11	
SYMB	DATE	APPD	CHKD	DSGD	2010.12.21	2010.12.21	2010.12.21	DRAWING NO.: EC12PSD-010	

回轉式位元產生器規格書

ROTATIONAL ENCODER SPECIFICATION

五. 焊錫耐熱性 Soldering condition

NO.	項目 item	條件 conditions	規格 specifications
5-1	人工手焊 Manual Soldering	溫度350°C以下, 時間3秒鐘以內。 Bit temperature of soldering : 350°C or less Application time of soldering : within 3s.	不可發生絕緣體變形, 破損以及感觸異常。 There shall be no deformation or cracks in molded part. No excessive abnormality in rotational feeling.
5-2	自動焊錫 Dip soldering	預熱條件: 基板表面溫度100°C以下, 時間2分鐘以內 Preheating : * Surface temperature of board : 100°C or less. * Preheating time: within 2 min. 焊錫爐條件: 溫度260±5°C, 時間5±1秒。 Soldering : * Solder temperature : 260±5°C * Immersion time : 5±1 sec. 以上工程以一次或兩次為宜。 Apply the above soldering process for 1 or 2 times.	

					APPD.	CHKD.	DSGD.	DOCUMENT NO. :	
					廖智順	鐘學峰	余倩	EC12PLBOSDVF-D-25K-24-24C-31/07-6H	
				VERSION :				J	
				PAGE :				8 OF 11	
SYMB	DATE	APPD	CHKD	DSGD	2010.12.21	2010.12.21	2010.12.21	DRAWING NO.:	EC12PSD-010

觸壓式瞬間開關規格書

PUSH MOMENTARY SWITCH SPECIFICATION

六. 開關電氣性能 (Switch Electrical characteristics)

NO.	項目 item	條件 conditions	規格 specifications
6-1	接觸阻抗 Contact resistance	以D.C. 定電壓降下法測定之。 Measured by decides the electric current D.C. voltage drop method.	100 mΩ 以下 100 mΩ MAX.
6-2	震顛雜音 Chattering	一周期動作 (OFF - ON - OFF) 為1秒鐘。 Switch is operated at the rate of 1 cycle 1 sec. The 1 cycle shall be OFF - ON - OFF.	10msec 以下 Less than 10 msec.
6-3	絕緣阻抗 Insulation resistance	外加D.C. 250V 于端子與固定板間。 Measurement shall be made under the condition which a voltage of 250V D.C. is applied between individual terminals and attaching plate.	端子與固定板間100MΩ 以上 Between individual terminals and attaching plate 100MΩ MIN.
6-4	耐電壓 Dielectric strength	端子與取付板間外加A.C. 300V 1分鐘或外加A.C. 360V 2秒鐘測定, (Leak 電流: 1mA) A voltage of 300V A.C. shall be applied for 1 min or a voltage of 360V A.C. shall be applied for 2 sec between individual terminals and bushing. (Leak current: 1mA)	無損傷, 變形或絕緣破壞現象。 Without damage to parts arcing or breakdown.
6-5	定格容量 (抵抗負荷) Switch rating (Resistor load)		D.C.5V 10mA
	備注 Note	軸與開關端子間絕緣。 Shaft is insulated from switch terminal.	

七. 開關機械性能 (Switch Mechanical characteristics)

NO.	項目 item	條件 conditions	規格 specifications
7-1	開關回路, 接點數 Contact arrangement		單極單投 (PUSH ON) S.P.S.T (PUSH ON)

					APPD.	CHKD.	DSGD.	DOCUMENT NO. :	
					廖智順	鐘學峰	余倩	EC12PLBOSDVF-D-25K-24-24C-31/07-6H	
				VERSION :				J	
				PAGE :				9 OF 11	
SYMB	DATE	APPD	CHKD	DSGD	2010.12.21	2010.12.21	2010.12.21	DRAWING NO.:	EC12PSD-010

觸壓式瞬間開關規格書

PUSH MOMENTARY SWITCH SPECIFICATION

NO.	項 目 item	條 件 conditions	規 格 specifications
7-2	開關移動量 Switching stroke		+0 0.5 -0.3 mm
7-3	開關作動力 Switch strength		450 ± 200gf

八. 開關耐久性能 (Switch Endurance characteristics)

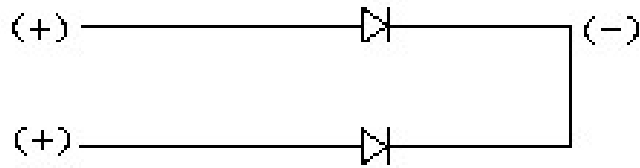
NO.	項 目 item	條 件 conditions	規 格 specifications
8-1	操作壽命 Operating life	無負荷狀態下動作 20,000 回 The shaft of switch shall be 20,000 times without electronically load, after which measurements shall be made.	接觸阻抗：200mΩ 以下 開關作動力：需滿足初期規格值之+10% / -30% 其它項目均需滿足初期 Switch contact resistance : 200mΩ MAX . Switch strength: Relative to the previously Specified value +10% / -30%. Except above items . specification in clause 6.1~4 and 7.1~3 shall be satisfied .

					APPD.	CHKD.	DSGD.	DOCUMENT NO. :	
					廖智順	鐘學峰	余倩	EC12PLBOSDVF-D-25K-24-24C-31/07-6H	
				VERSION :				J	
				PAGE :				10 OF 11	
SYMB	DATE	APPD	CHKD	DSGD	2010.12.21	2010.12.21	2010.12.21	DRAWING NO.:	EC12PSD-010

L. E. D. 共通規格書

L. E. D. COMMON SPECIFICATIONS

一. 回路: Circuit:



二. LED 特性

LED Characteristic

1. 反轉電壓 Reverse Voltage: 5V

2

發光色 Emitted color		功率消耗 Power dissipation	直流正向電流 DC Forward Current	試驗條件 Test conditions IF=20 mA	
				直流順電壓 Forward voltage(V)	
				標準值 Typ	以下 MAX
藍色/橙色 Blue /Orange	藍色 Blue	105mW	30mA	3.3	4
	橙色 Orange	75mW	30mA	2.1	2.5
綠色/紅色 Green / Red	綠色 Green	120mW	30mA	3.2	4
	紅色 Red	75mW	30mA	1.95	2.5
藍色/綠色 Blue/Green	藍色 Blue	120mW	30mA	3.3	4
	綠色 Green	120mW	30mA	3.2	4
紅色/綠色 Red /Green	紅色 Red	75mW	30mA	1.95	2.5
	綠色 Green	120mW	30mA	3.2	4

ROHS COMPLIANCE

SYMB	DATE	APPD	CHKD	DSGD	APPD.	CHKD.	DSGD.	DOCUMENT NO. :	
								EC12PLBOSDVF-D-25K-24-24C-31/07-6H	
					廖智順	鐘學峰	余倩	VERSION :	J
								PAGE :	11 OF 11
					2010.12.21	2010.12.21	2010.12.21	DRAWING NO.:	EC12PSD-010