本体とつまみを一度固定すると外れないよう設計されております。仮止め時奥まで押し込まないようにご使用下さい。

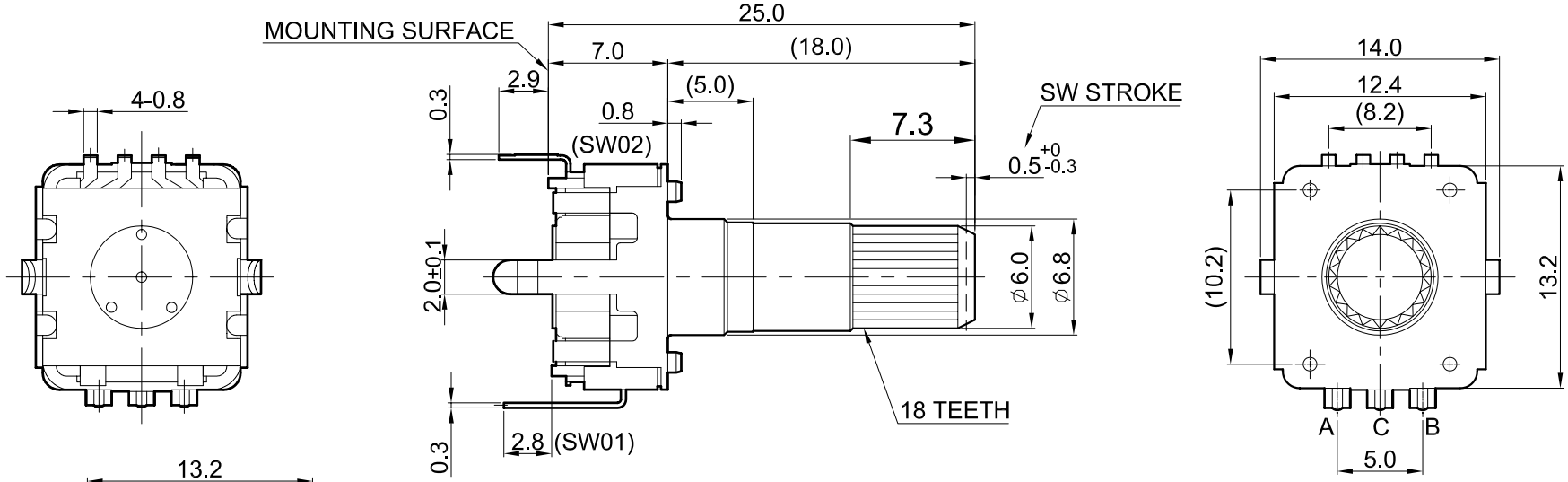

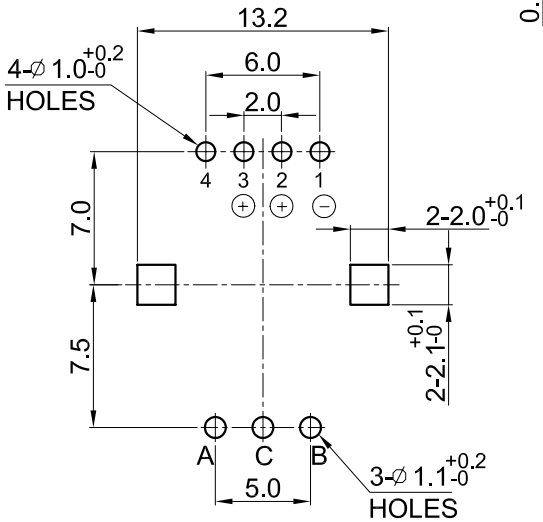

P.W.B MOUNTING DETAIL
(TOLERANCE±0.1)
VIEWED FROM MOUNTING SIDE
(P.C.B) t=1.5mm

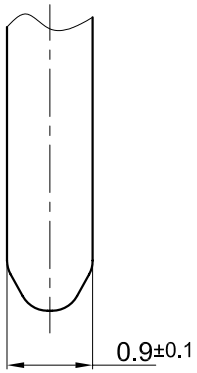

DETAIL OF TERMINAL (5:1)

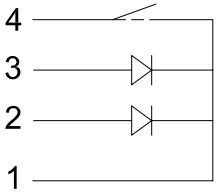

(SW02)CIRCUIT DIAGRAM

LED COLOR:

CODE	COLOR	TERMINAL	
BO	BLUE	1	2
	ORANGE	1	3
GR	GREEN	1	2
	RED	1	3
BG	BLUE	1	2
	GREEN	1	3
RG	RED	1	2
	GREEN	1	3

6

ROHS COMPLIANCE

CODE NO.		MODLE NAME	EC12PLGRSDVF-D-25K-24-24C-31/07-6H
PATH :	ENCODE/12mm/EC12P/SPEC	DRAWING NO.	EC12PSD-010

TOLERANCES		APPROVED SIGNATURES	DRAWN BY	CHECKED BY	APPROVED BY	SCALE	1/1	UNIT	m/m	VERSION	H
L≦10	±0.3		鐘學峰	余 倩	鐘學峰						
10< L≦100	±0.5										
100< L	±0.8										
angular dimension	±5°		2009.7.8	2009.7.8	2009.7.8						

△			
△			
6	2009.7.8	Zhong xuefeng	重出圖面
5	2009.4.27	Zhong xuefeng	重出圖面

Third Angle Projection

可正欣有限公司
TOP-UP INDUSTRY CORP.