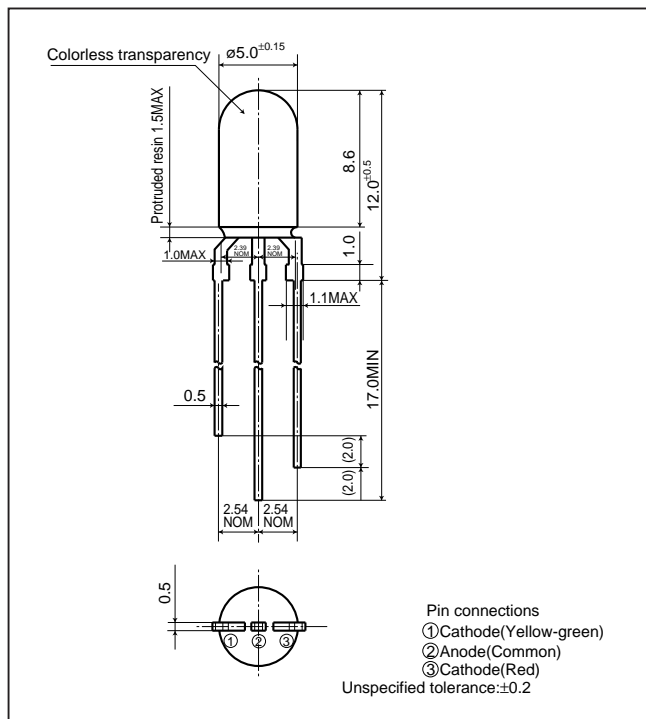


# LT6CU7R

ø5mm(T-1 3/4), Cylinder Type(Flangeless),  
Colorless Transparency, High-luminosity  
Dichromatic LED Lamp

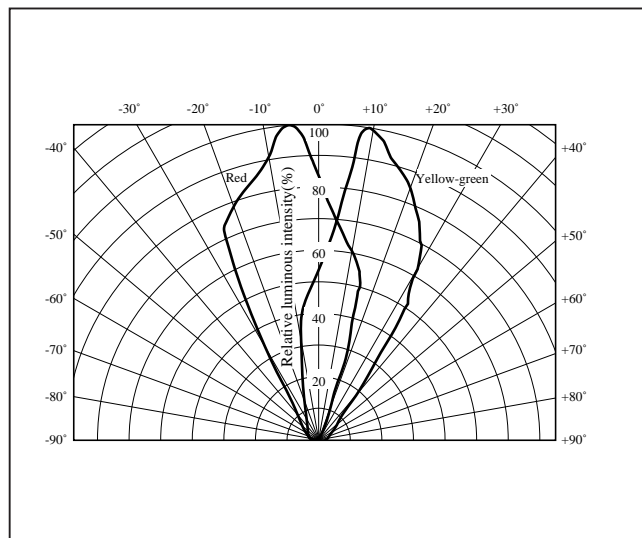
## Outline Dimensions

(Unit : mm)



## Radiation Diagram

(Ta=25°C)



## Absolute Maximum Ratings

(Ta=25°C)

Model No.	Radiation color	Radiation material	Power dissipation P <sup>*1</sup> (mW)	Forward current I <sub>F</sub> (mA)	Peak forward current I <sub>FM</sub> <sup>*2</sup> (mA)	Derating factor (mA/°C)		Reverse voltage V <sub>R</sub> (V)	Operating temperature T <sub>opr</sub> (°C)	Storage temperature T <sub>stg</sub> (°C)	Soldering temperature T <sub>sol</sub> <sup>*3</sup> (°C)
						DC	Pulse				
LT6CU7R	Yellow-green	GaP	84	30	50	0.40	0.67	5	-25 to +85	-25 to +100	260
	Red(Super-luminosity)	GaAlAs on GaAlAs	75	30	50	0.40	0.67	4			

\*1 The value is specified under the condition that either color is lightened separately. When the both diodes are lightened simultaneously, the power dissipation of each diode should be less than the half of the value specified in this table.

\*2 Duty ratio=1/10, Pulse width=0.1ms

\*3 5s or less(At the position of 1.6mm or more from the bottom face of resin package)

## Electro-optical Characteristics

(Ta=25°C)

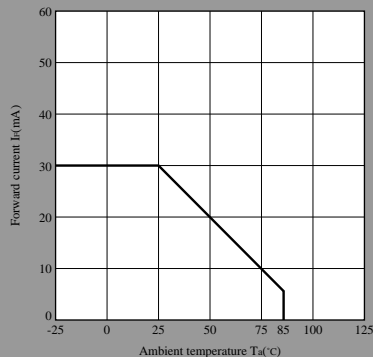
Lens type	Model No.	Radiation color	Forward voltage V <sub>F</sub> (V)		Peak emission wavelength		Luminous intensity		Spectrum radiation bandwidth		Reverse current		Terminal capacitance		Page for characteristics diagrams
			TYP	MAX	$\lambda_p$ (nm)	I <sub>F</sub> (mA)	I <sub>v</sub> (mcd)	I <sub>F</sub> (mA)	$\Delta\lambda$ (nm)	I <sub>F</sub> (mA)	I <sub>R</sub> ( $\mu$ A)	V <sub>R</sub> (V)	C <sub>t</sub> (pF)	(MHz)	
Colorless transparency	LT6CU7R	Yellow-green	2.1	2.8	565	20	120	20	30	20	10	4	35	1	→
		Red(Super-luminosity)	1.85	2.5	660	20	250	20	20	20	100	3	30	1	→

(Notice) • In the absence of confirmation by device specification sheets, SHARP takes no responsibility for any defects that may occur in equipment using any SHARP devices shown in catalogs, data books, etc. Contact SHARP in order to obtain the latest device specification sheets before using any SHARP device.

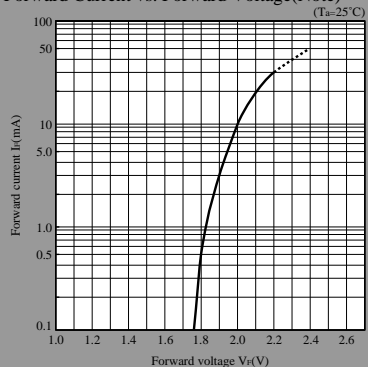
(Internet) • Data for sharp's optoelectronic/power device is provided for internet.(Address <http://www.sharp.co.jp/ecg/>)

# C series

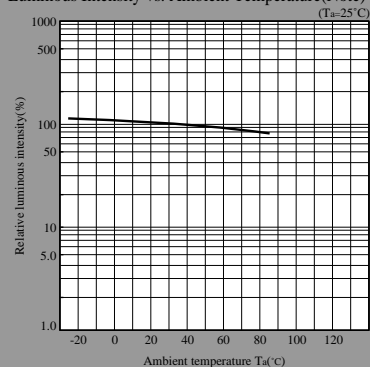
## Forward Current Derating Curve



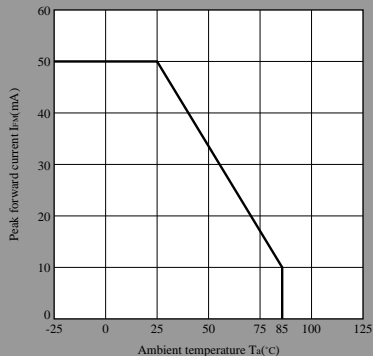
## Forward Current vs. Forward Voltage(Note)



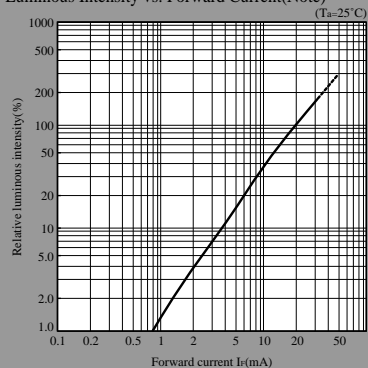
## Luminous Intensity vs. Ambient Temperature(Note)



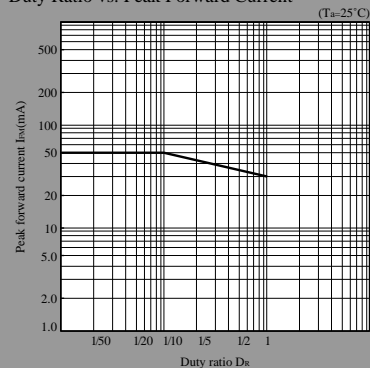
## Peak Forward Current Derating Curve



## Luminous Intensity vs. Forward Current(Note)



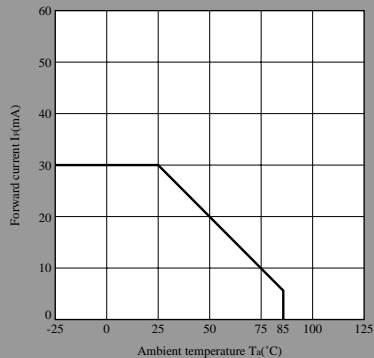
## Duty Ratio vs. Peak Forward Current



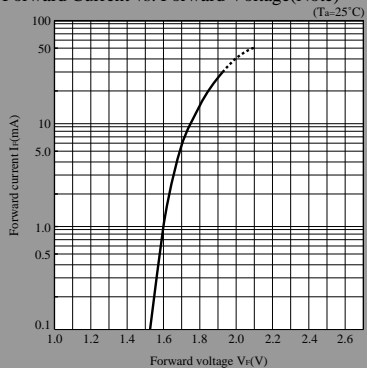
Note) Characteristics shown in diagrams are typical values. (not assurance value)

# U7R series

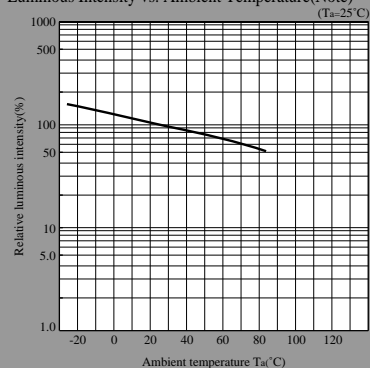
## Forward Current Derating Curve



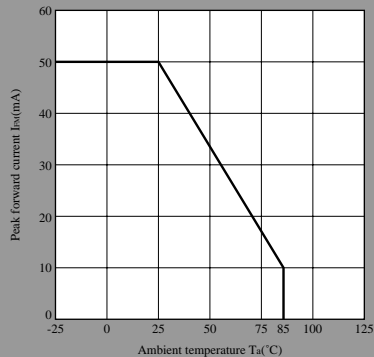
## Forward Current vs. Forward Voltage(Note)



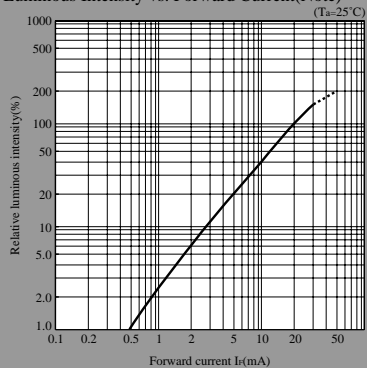
## Luminous Intensity vs. Ambient Temperature(Note)



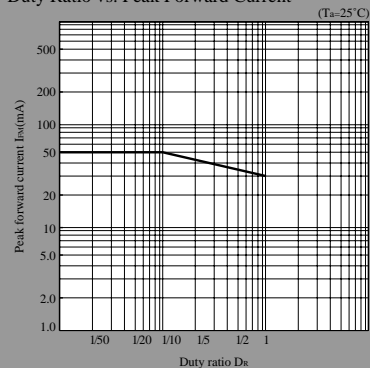
## Peak Forward Current Derating Curve



## Luminous Intensity vs. Forward Current(Note)



## Duty Ratio vs. Peak Forward Current



Note) Characteristics shown in diagrams are typical values. (not assurance value)