












OLD MODEL#	NEW MODEL#	VOLTAGE	CURRENT Isc(Max)	OUTER DIMENSIONS (MM) WxLxH	CELLS SIZE (MM)	PCS OF CELL PER MODULE	PHOTO
ETM250-0.5V	ETMP 250-0.5V	0.5V	250mA	40 X 80 X 4	15.62 X 62.5	1	
ETM500-0.5V	ETMP 500-0.5V	0.5V	500mA	48 X 80 X 4	31.25 X 62.5	1	
ETM250-1.0V	ETMP 250-1V	1V	250mA	48 X 80 X 4	15.62 X 62.5	2	
ETM500-1V	ETMP 500-1V	1V	500mA	86 X 80 X 4	31.25 X 62.5	2	
ETM250-2V	ETMP 250-2V	2V	250mA	86 X 80 X 4	15.62 X 62.5	4	
ETM300-2V	ETMP 300-2V	2V	300mA	100 X 80 X 4	17.85 X 62.5	4	
ETM500-2V(RQ)	ETMP 500-2V	2V	500mA	136 X 80 X 4	31.25 X 62.5	4	
ETM500-1.5V	ETMP 500-1.5V	1.5V	500mA	124 X 80 X 4	31.25 X 62.5	3	
ETN250-1.5V	ETMP 250-1.5V	1.5V	250mA	68 X 80 X 4	15.62 X 62.5	3	
ETM300-1.5V	ETMP 300-1.5V	1.5V	300mA	86 X 80 X 4	17.85 X 62.5	3	
ETM380-1.5V	ETMP 400-1.5V	1.5V	400mA	100 X 80 X 4	25 X 62.5	3	
ES884(9V)	884	12V	65mA	164 X 97 X 23	17.2 X 17.857	24	