



EHS SERIES HALF PITCH SMT TYPE, THE LOWEST PROFILE DIP SWITCH

FEATURES

- Standard 0.05" integrated circuit pitch.
- Smaller size makes better heat convection during PC board wave soldering.
- Top tape sealed to withstand wave soldering, board washing.
- All plastics are UL 94V-0 grade fire retardant.
- Gold plated contact to ensure low contact resistance and long mechanical life.
- RoHS Compliant

APPLICATIONS

- Hand-held electronic devices, such as PDA, MP3, radios
- Portable computer and electronic devices, such as notebook, computers
- Instrumentation and industrial control products, such as CDROM, coin changers

SPECIFICATIONS

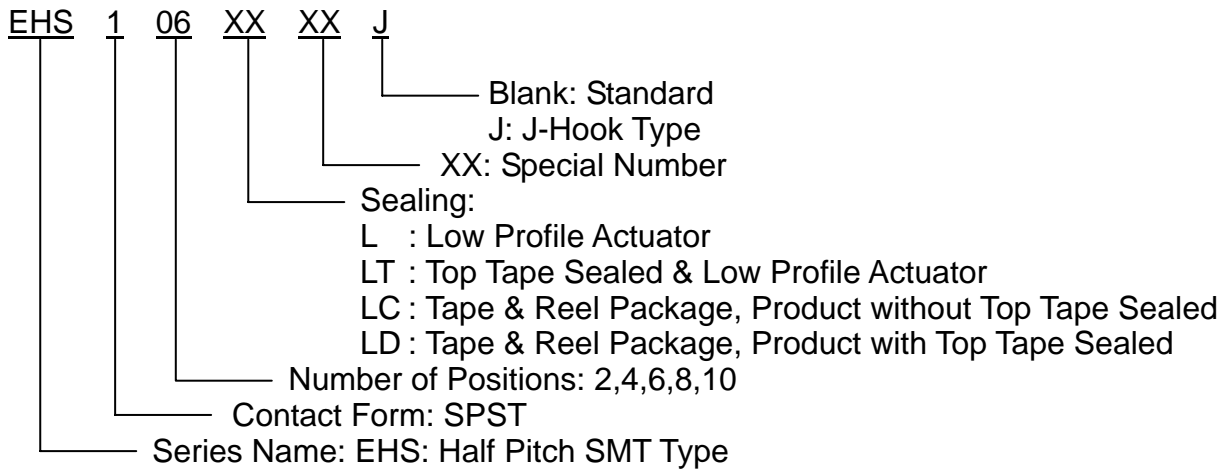
1.ELECTRICAL

● Contact rating	switching	25mA, 24VDC
	non-switching	100mA
● Contact resistance	100mΩ Max.	
● Insulation resistance	500MΩ Min. at 100VDC	
● Dielectric strength	300VAC Min. for 60 seconds	
● Capacitance between adjacent switches 5pF Max.		

2.MECHANICAL and ENVIRONMENTAL

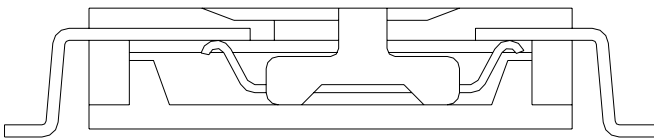
● Temperature rating	operation	-25°C ~+70°C
	storage	-40°C ~+85°C
● Operation force	800g Max.	
● Mechanical life	1000 operations	
● Humidity	95% RH, 40°C for 96Hrs.	
● Vibration	10Hz-55Hz-10Hz for 6Hrs.	
● Reflow soldering heart for SMT type (reference only)		

■ PART NUMBERING SYSTEM

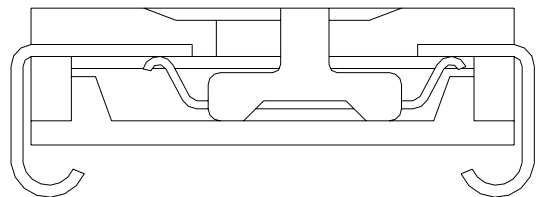


■ CONSTRUCTION

EHS




EHS J TYPE



■ OPTIONS

1.Special marking and case color available

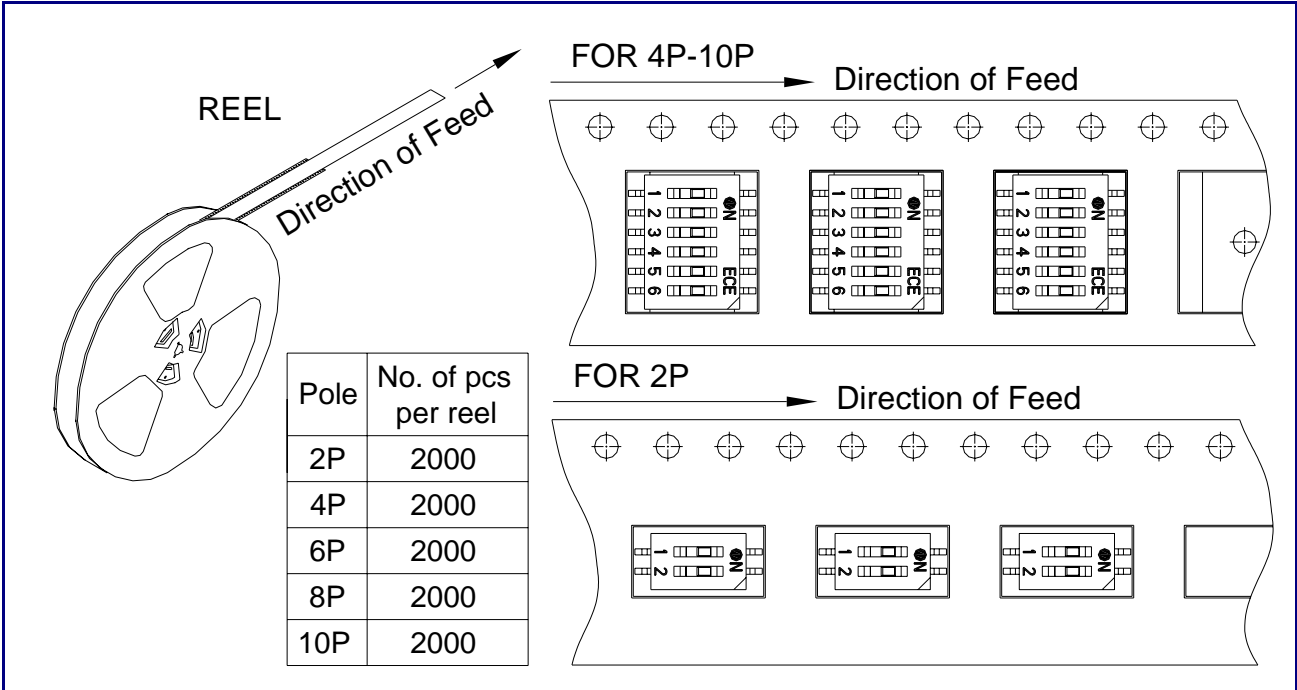


2.Top Tape Sealed




■ PACKAGING

1. Tape & Reel Packaging (Per EIA STANDARD)



■ DIMENSIONS AND CIRCUITRY

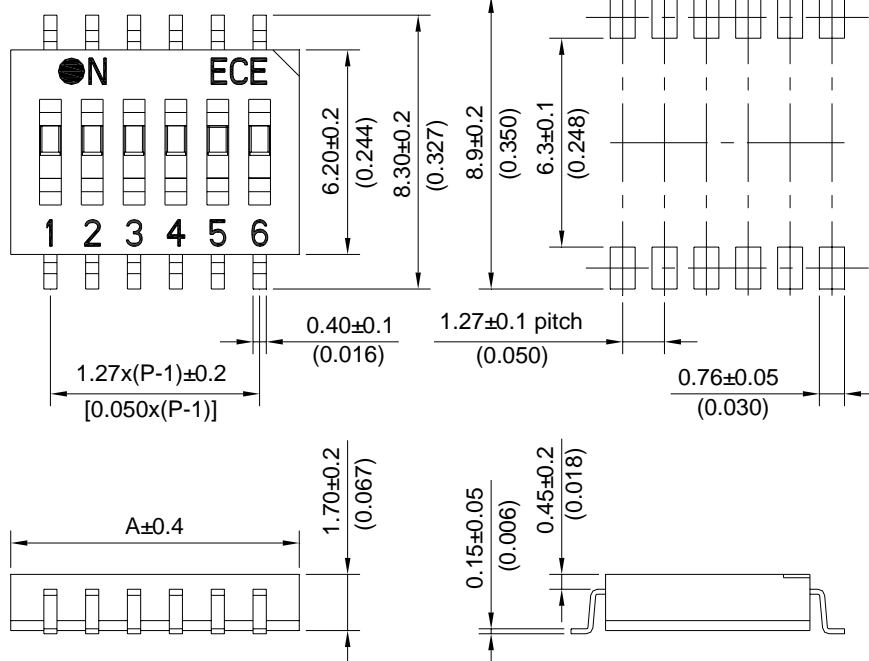
EHS 1.27mm PITCH



EHS J-Hook Type



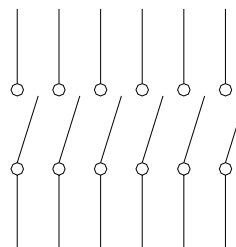
DIMENSIONS UNIT:mm(inch) EHS SERIES 1.27mm PITCH



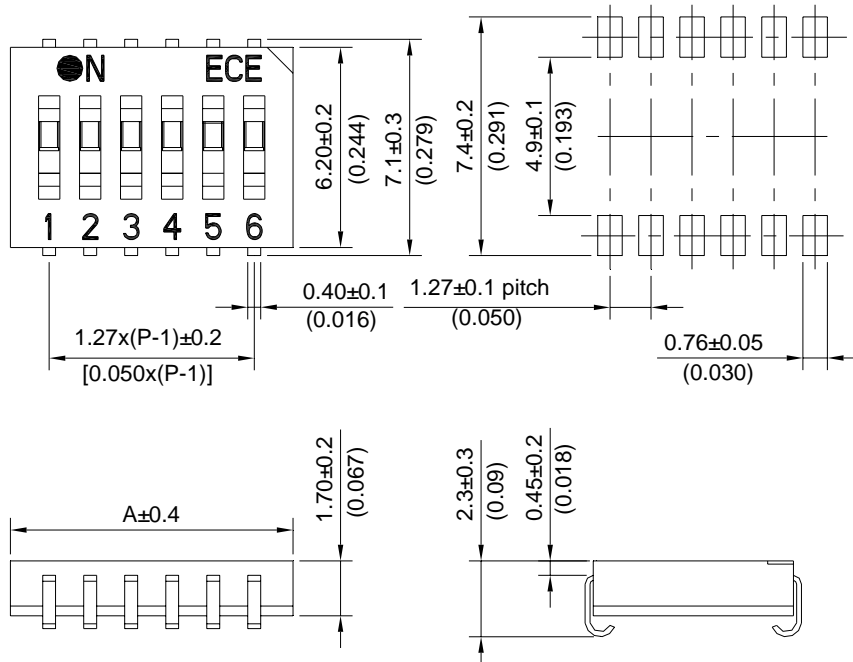
DIMENSION A

Positions	A
2	3.70 (0.146)
4	6.20 (0.244)
6	8.75 (0.344)
8	11.30 (0.445)
10	13.80 (0.543)

CIRCUIT DIAGRAM



DIMENSIONS UNIT:mm(inch) EHS SERIES J-Hook TYPE



DIMENSION A

Positions	A
2	3.70 (0.146)
4	6.20 (0.244)
6	8.75 (0.344)
8	11.30 (0.445)
10	13.80 (0.543)

CIRCUIT DIAGRAM

