

## FEATURES

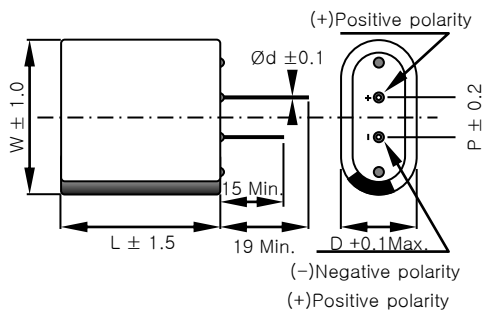
2 units serially connected to provide 5.4V products

## Lead terminal type

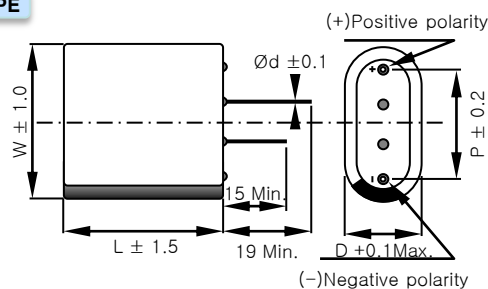
2-Pin terminal type according to customer's requirement

## Drawing

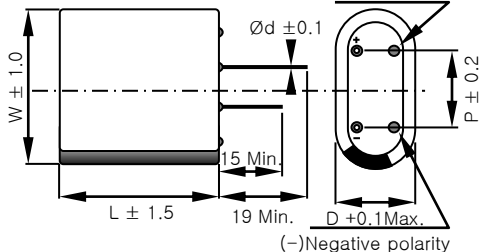
### I TYPE



### O TYPE



### H TYPE



D = 13mm

TYPE	I	O	H
P	7.5	18.5	13

## SPECIFICATION

ITEM		CHARACTERISTICS
Rated Voltage ( $V_R$ )		5.4 V
Operating Temperature		-40 ~ +65 °C
Capacitance Tolerance		-10 ~ +30%
High Temp. Load Life	Measure	After 1,000 hours at $V_R$ loaded under +65 °C, capacitors meet the following criteria.
	Cap. Change	≤ 30% of initial value
	ESR Change	100% increase from specified value
Cycle Life Characteristics	Cycle	100,000
	Cap. Change	≤ 30% of initial value
	ESR Change	100% increase from specified value
	Condition	Cycle of Charge/discharge from $V_R$ to $1/2V_R$
Shelf Life		2 years No Electrical Charge, Temperature Below 70 °C ( $\Delta C$ : ≤10% of initial value / $\Delta ESR$ : ≤ 50% of initial value)

Part Number	Rated Voltage (V)	Capacitance (F)	ESR (mΩ)		Max. Current (A)	Leakage Current (mA, 72hr)	Size (mm) D × W × L	Weight (g)	Volume (ml)
			AC(1kHz)	DC					
VEC5R4755QG	5.4	7.5	55	85	12.5	0.030	13×26×28	9.6	9.5

\* Max. Current : 1 sec. discharge to  $1/2V_R$

\* When do module more than 2 series, please fully discharge over 1 hour first, then assemble right after within 1 hour.