

## WP50-12 12Volt 50Ah

### Specifications

Nominal Voltage(V) **12V**

#### Nominal Capacity

20 hour rate	(2.5A	to	10.50V)	<b>50Ah</b>
10 hour rate	(4.75A	to	10.50V)	<b>47.5Ah</b>
5 hour rate	(8.5A	to	10.20V)	<b>42.5Ah</b>
1 C	(50A	to	9.60V)	<b>28.33Ah</b>
3 C	(150A	to	9.60V)	<b>20Ah</b>

Weight **Approx. 15.1kg(33.2Lbs.)**

Internal Resistance (at 1KHz) **Approx. 5 mΩ**

#### Maximum Discharge Current for

5 seconds: **600A**

#### Charging Methods at 25 (77 )

##### Cycle use:

Charging Voltage **14.4 to 15.0V**

Coefficient -5.0mV/ /cell

Maximum Charging Current : **15A**

##### Standby use:

Float Charging Voltage **13.5 to 13.8V**

Coefficient -3.0mV/ /cell

#### Operating Temperature Range

Charge **-15 (5 ) to 40 (104 )**

Discharge **-15 (5 ) to 50 (122 )**

Storage **-15 (5 ) to 40 (104 )**

#### Charge Retention (shelf life) at 20 (68 )

1 month **98%**

3 month **94%**

6 month **85%**

Case Material **ABS UL94 HB**

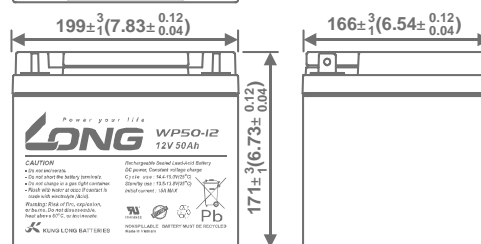
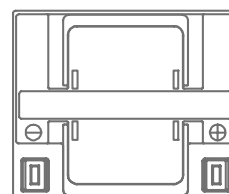
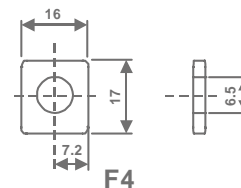
Option: Flammability resistance of (UL94 V-0)

Terminal **F4**



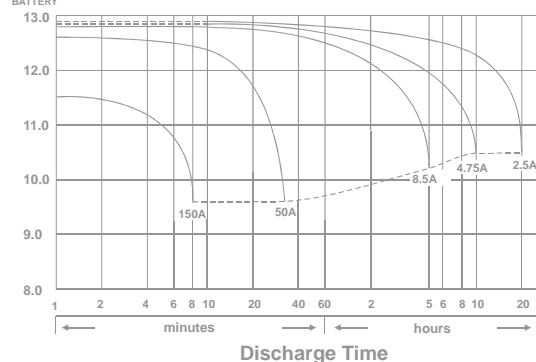
### Dimensions

mm(inch)

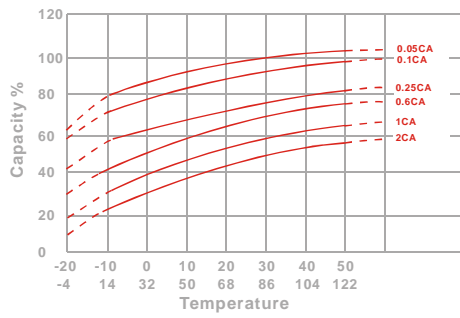


(V)  
FOR 12V  
BATTERY

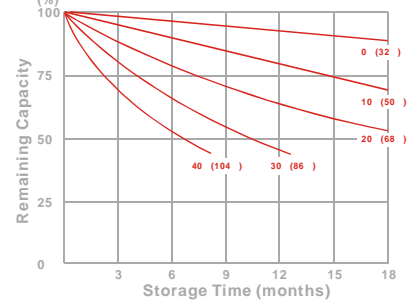
#### Discharge Time VS. Discharge Current (25 )



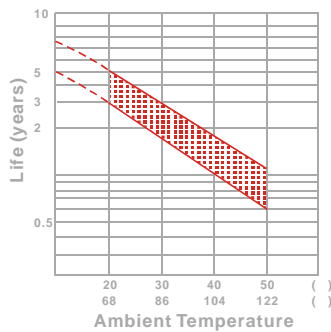
Effect of Temperature on Capacity 25 (77 )



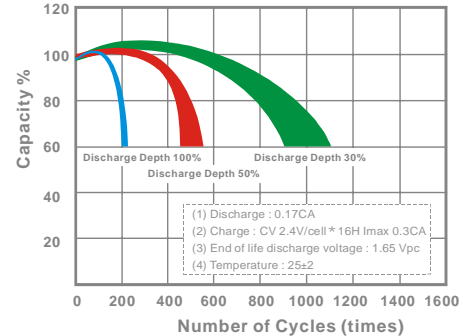
Capacity Retention Characteristic



Trickle (or float) Service Life



Cycle Service Life



## - PERFORMANCE DATA

### Discharge Rates in Watts to Various End Voltages at 25 (77 )

End Voltage		1.85V	1.80V	1.75V	1.70V	1.67V	1.65V	1.60V
Time								
5	min	240	288	322	345	350	356	361
10	min	171	203	223	233	237	241	246
15	min	126	146	160	167	170	172	175
30	min	78.0	89.8	97.2	100	102	103	104
60	min	53.7	56.5	58.2	59.5	60.0	60.7	61.2
120	min	29.2	32.0	33.3	34.5	34.8	35.3	35.8
180	min	20.8	22.7	23.8	24.7	25.0	25.3	25.7
240	min	17.2	18.3	19.0	19.7	19.8	20.2	20.5
300	min	15.9	16.6	17.0	17.3	17.5	17.7	17.8
600	min	8.62	9.10	9.38	9.57	9.62	9.68	9.77
1200	min	4.58	4.87	5.05	5.17	5.20	5.25	5.30

### - Discharge Rates in Amperes to Various End Voltages at 25 (77 )

End Voltage		1.85V	1.80V	1.75V	1.70V	1.67V	1.65V	1.60V
Time								
5	min	139	166	185	199	206	210	214
10	min	88.5	106	117	125	128	131	134
15	min	77.8	84.5	87.6	90.2	90.9	91.8	92.9
30	min	45.4	50.7	52.8	54.4	54.9	55.5	56.2
60	min	26.0	28.8	29.9	30.6	30.8	31.1	31.4
120	min	15.1	16.2	16.8	17.3	17.5	17.7	17.9
180	min	11.0	11.7	12.1	12.4	12.5	12.6	12.7
240	min	8.96	9.44	9.70	9.89	9.96	10.1	10.2
300	min	7.85	8.26	8.50	8.67	8.73	8.80	8.87
600	min	4.41	4.65	4.76	4.82	4.84	4.87	4.91
1200	min	2.32	2.44	2.50	2.55	2.57	2.59	2.61

All data on the spec. sheet is an average value:

The tolerance range : X<6min(+15%~-15%), 6min X<10min(+12%~-12%), 10min X < 60min(+8%~-8%), X 60min(+5%~-5%)

190517-1H