丸ピンＩＣ連結ソケット（両端オスピン・１列）寸法図

参考資料

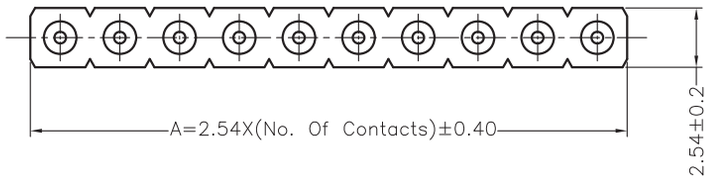

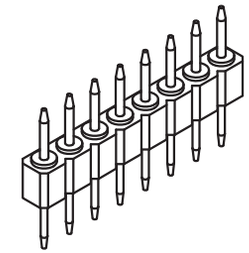

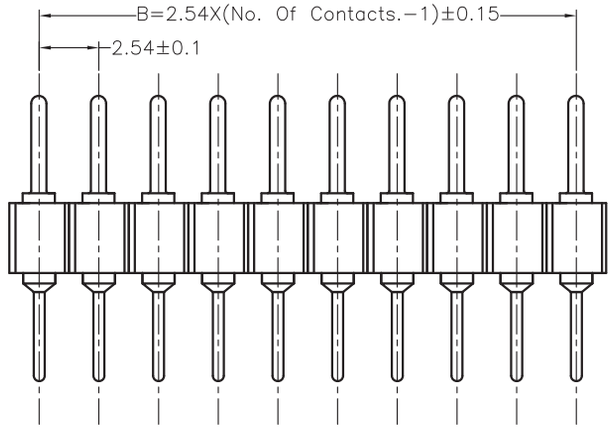

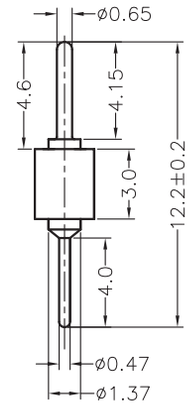

Specifications
Current Rating:3.0 Amps
Voltage Rating:100V AC/DC
Contact Resistance:10m Ohm. Max.
Insulator Resistance:5,000M Ohm. Min.
Withstanding Voltage:1,000V AC for One Minute
Operating Temperature Range:−40°C~+105°C
Material and Plated
Insulator:High Temp. Plastic(PPS UL94V−0)
Insulator Color:Black
Contact:Brass
Plated:Gold Plated

Dimension:

Circuits	Dim.A	Dim.B	Circuits	Dim.A	Dim.B	Circuits	Dim.A	Dim.B	Circuits	Dim.A	Dim.B
2	5.08	2.54	12	30.48	27.94	22	55.88	53.34	32	81.28	78.74
3	7.62	5.08	13	33.02	30.48	23	58.42	55.88	33	83.82	81.28
4	10.16	7.62	14	35.56	33.02	24	60.96	58.42	34	86.36	83.82
5	12.70	10.16	15	38.10	35.56	25	63.50	60.96	35	88.90	86.36
6	15.24	12.70	16	40.64	38.10	26	66.04	63.50	36	91.44	88.90
7	17.78	15.24	17	43.18	40.64	27	68.58	66.04	37	93.98	91.44
8	20.32	17.78	18	45.72	43.18	28	71.12	68.58	38	96.52	93.98
9	22.86	20.32	19	48.26	45.72	29	73.66	71.12	39	99.06	96.52
10	25.40	22.86	20	50.80	48.26	30	76.20	73.66	40	101.60	99.06
11	27.94	25.40	21	53.34	50.80	31	78.74	76.20			

※丸印は秋月電子通商取扱い品

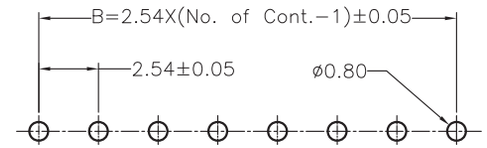

PCB LAYOUT

GENERAL TOLERANCE: X.X=±0.2 X.XX=±0.15
UNIT: MM
SCALE:
SHEET: 1 / 1
PROJECTION: