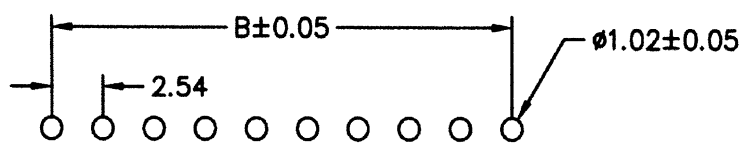
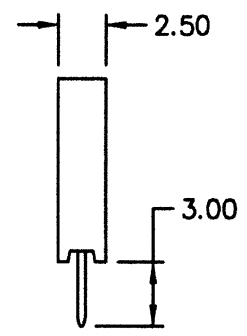
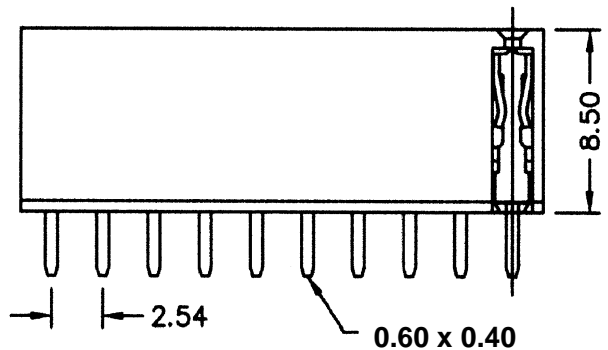
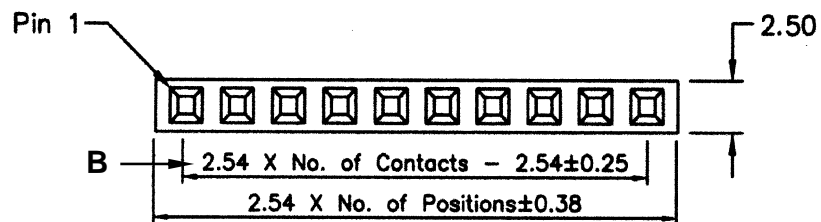


RoHS Compliant



Recommended P.C.B Layout

Material :

Insulator : 30% Glass Fiber PBT, UL 94V-0
 Contact : Phosphor Bronze, Gold flash plating

Specification :

Current : 3 Amp
 Insulation Resistance : 5,000 Mohm min. at DC 500V
 Contact resistance : 20 mOhm max. at DC 100mA
 Dielectric Voltage : AC 500V for 1 minute
 Operation temperature : - 40°C ~ + 105°C

Order Information


FH - 1 x XX S G

- * Contacts plating:
G = full
- * Contact type
S - Straight
R - Right Angle
- * No. of Contact - 02 ~ 40
- * Single Row

Akizuki P/N	Useconn P/N	Poles
C-02762	FH-1x5SG	1x5
C-03784	FH-1x6SG	1x6
C-04285	FH-1x7SG	1x7
C-03785	FH-1x8SG	1x8
C-03786	FH-1x10SG	1x10
C-00653	FH-1x14SG	1x14
C-03077	FH-1x20SG	1x20
C-08979	FH-1x32SG	1x32

E			
D			
C			
B	9-Aug-12	change Logo	David
A	21-Apr-07	new release	Jack

Drawn:	General Tolerance
Jack Lin	.0 .00 .000
Checked:	±0.3 ±0.25 ±0.15
Ivy Lee	Unit : mm
Appraisal:	Scale :



Useconn
Electronics Ltd.

Title: 2.54mm Female Header Connector

Part No.
FH-1xXXSG
File No. FH-1xXXSG

Rev.	Date	File	BY	Simon Chen	Sheet : 1/1	Straight, Single Row
------	------	------	----	------------	-------------	----------------------