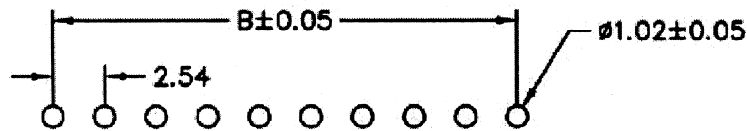
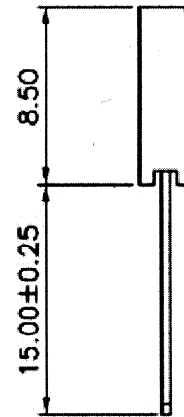
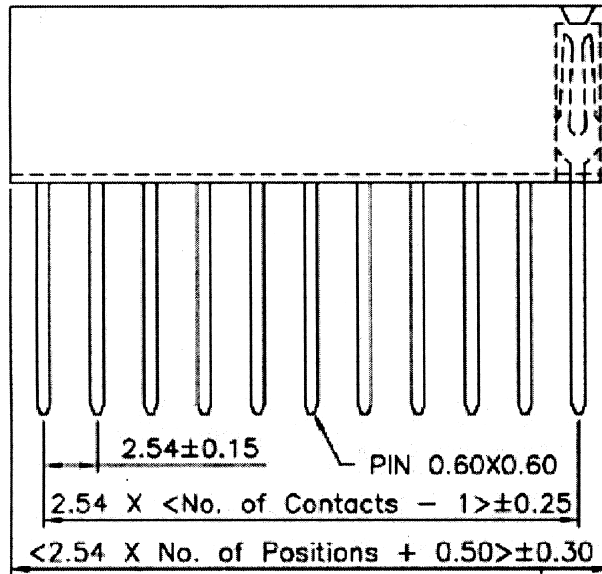
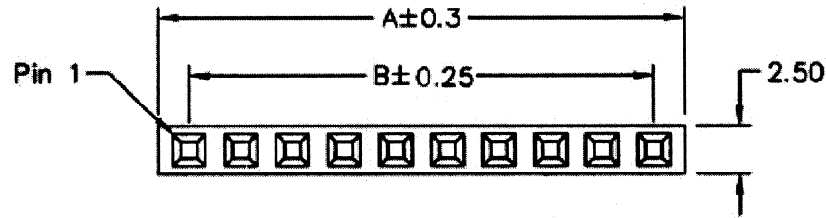


RoHS Compliant



Recommended P.C.B Layout

Material

Insulator: PBT, UL 94V-0, Black
 Contacts: Brass, Gold flash plated

Specification

Current: 3Amp max.
 Insulation resistance: 5,000 MΩ min.
 Contact resistance: 20 mΩ max.
 Dielectric voltage: 500V AC for 1 minute
 Operating temperature: - 40°C ~ + 105°C

Order Information

FH150 - 1 x 00 S G

- * Contacts plating:
 G - Full gold
 S - Selective gold
 T - Tin
- * Contacts type:
 S - Straight
 R - right Angle
- * Contact No.: 03 ~ 40
- * Single Row

Dimensions :

Akizuki P/N	Useconn P/N	Poles	Dim. A	Dim. B
C-07912	FH150-1x6SG	1 x 6	12.70	15.74
C-07913	FH150-1x8SG	1 x 8	17.78	20.82
C-07914	FH150-1x10SG	1 x 10	22.86	25.90

E				Drawn:	General Tolerance		
D					.0	.00	.000
C				Checked:	±0.20	±0.15	±0.05
B					Unit : mm		
A	8-May-14	new release		Appraisal:	Scale :		
Rev.	Date	File	BY		Sheet : 1/1		



Useconn
Electronics Ltd.

Part No.
FH150-1xXXSG
 File No.: HS-FH105-1xXXSG

Title: 2.54mm Female Header, Straight, Single row
 Insulator height 8.5mm, Contacts 15.0mm Dip end