

■ **Features**

- 0.36 Inch Six Digit Display
- Long lifetime operation
- IC compatible
- Low power dissipation
- **Number of pins :14**

■ **Applications**








- Counting device
- Clock

■ **Absolute Maximum Rating** (Ta=25°C)

| Item | Symbol | Value | | Unit |
|--|-----------------|-------------|--------|------|
| | | RA/R/YG/Y/O | B/PG/W | |
| DC Forward Current | I _F | 20 | 20 | mA |
| Pulse Forward Current# | I _{FP} | 100 | 100 | mA |
| Reverse Voltage | V _R | 5 | 5 | V |
| Power Dissipation | P _t | 44 | 66 | mW |
| Operating Temperature | Topr | -30 ~ +70 | | °C |
| Storage Temperature | Tstg | -40~ +85 | | °C |
| Lead Soldering Temperature(1.6mm from seating plane) | Tsol | 260°C/5sec | | °C |

#Pulse width Max.10ms Duty ratio max 1/10

Electrical -Optical Characteristics (Ta=25°C)

| Part Number | Color | | V _F (V) | | | I _R (μA) | I _v (mcd) | | | λD(nm) | | | |
|-------------------|--------------------|----|---|------|------|---------------------|----------------------|------|------|------------------------------------|------|------|-----|
| | | | Min. | Typ. | Max. | Max. | Min. | Typ. | Max. | Min. | Typ. | Max. | |
| | | | I _F =20mA | | | V _R =5V | I _F =20mA | | | | | | |
| OSL60362-IW(LW) | White | W | - | 3.1 | 3.6 | 20 | - | 100 | - | X=0.27,Y=0.28 (CCT:8000-18000K) | | | |
| OSL60362-IB(LB) | Blue | B |  | - | 3.1 | 3.6 | 20 | - | 50 | - | 460 | 470 | 475 |
| OSL60362-IG(LG) | Pure Green | G |  | - | 3.1 | 3.6 | 20 | - | 200 | - | 515 | 525 | 530 |
| OSL60362-IYG(LYG) | Yellow Green | YG |  | - | 2.1 | 2.5 | 20 | - | 12 | - | 565 | 570 | 575 |
| OSL60362-IY(LY) | Yellow | Y |  | - | 2.1 | 2.5 | 20 | - | 60 | - | 585 | 590 | 595 |
| OSL60362-IO(LO) | Orange | O |  | - | 2.1 | 2.5 | 20 | - | 70 | - | 600 | 605 | 610 |
| OSL60362-IR(LR) | Red | R |  | - | 2.1 | 2.5 | 20 | - | 20 | - | 625 | 630 | 640 |
| OSL60362-IRA(LRA) | High Luminance Red | RA |  | - | 2.1 | 2.5 | 20 | - | 100 | - | 620 | 625 | 630 |

*1 Tolerance of measurements of chromaticity coordinate is ±10%

*2 Tolerance of measurements of dominant wavelength is ±1nm

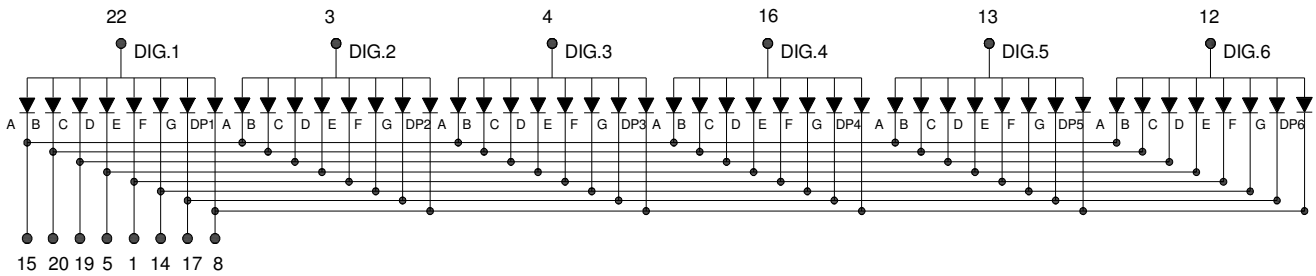
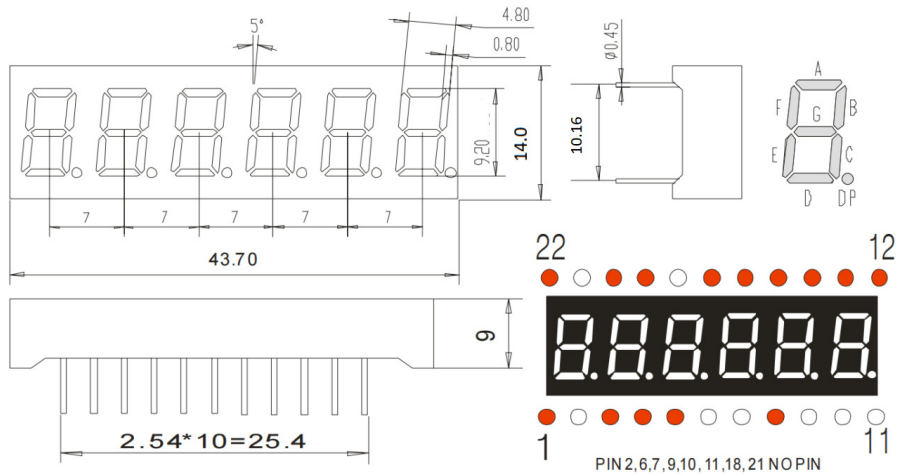
*3 Tolerance of measurements of luminous intensity is ±15%

*4 Tolerance of measurements of forward voltage is±0.1V

■ Package Dimensions and Pin Function

**OSL60362-IX
(Common Anode type)**

Note:
1, Unit : mm (Tolerance: ±0.25mm unless otherwise noted)
2, The slope angle of any PIN may be ±5.0° Max



**OSL60362-LX
(Common Cathode type)**

Note:
1, Unit : mm (Tolerance: ±0.25mm unless otherwise noted)
2, The slope angle of any PIN may be ±5.0° Max

