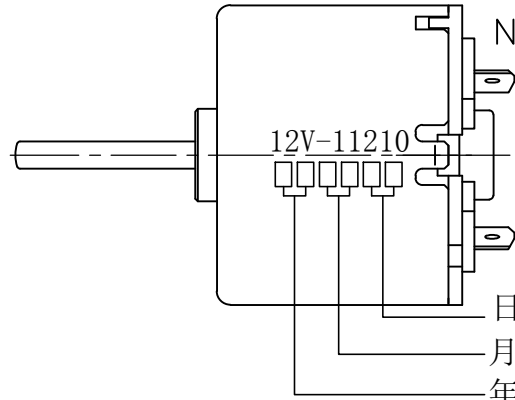


DIRECTION OF ROTATION



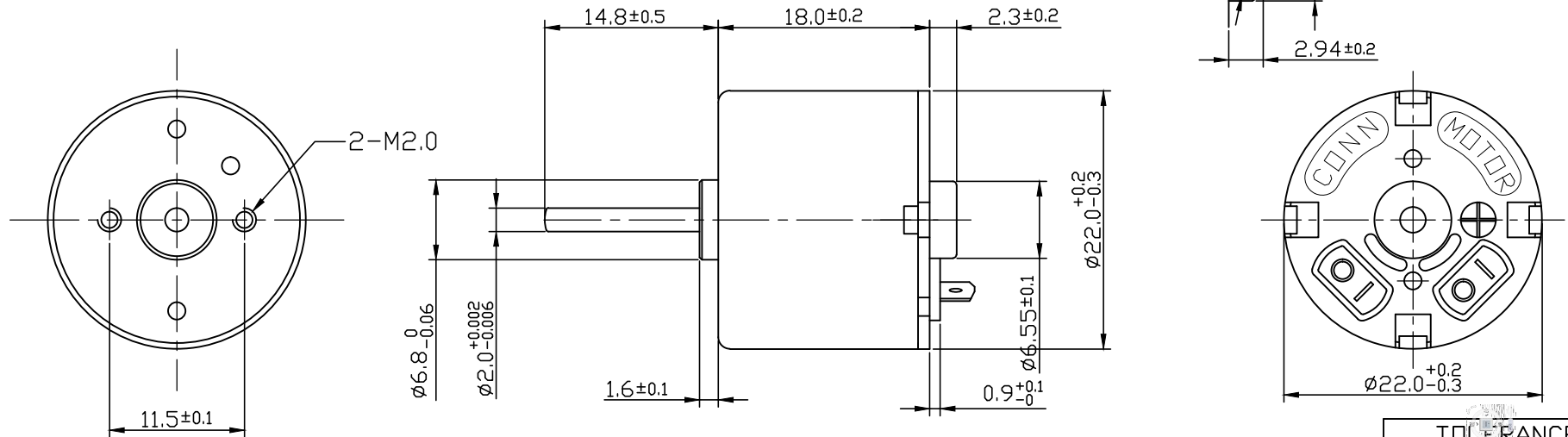
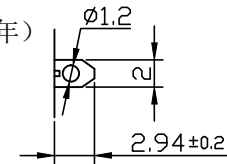
NOTES

1. DIMENSIONS, MODIFICATIONS OR CHANGES NOT INDICATED ON THIS DRAWING DO NOT APPLY UNLESS CONFIRMED BY US IN WRITING.
2. THIS DIM. APPLIES ONLY WHEN MOTOR SHAFT IS IN EXTREME RIGHT POSITION.
3. SHAFT END PLAY 0.01~0.45mm.

日 (例: 02表示2号)

月 (例: 04表示4月)

年 (例: 20表示2020年)



WEIGHT: 24.6g (APPROX)

TOLERANCES	
~8	±0.10
8~20	±0.15
20~50	±0.20
50~130	±0.25

REVISIONS	SYM.	DATE	DESCRIPTION	REF. NO.	DWN.	CHKD.	CONNAUGHT MOTOR LIMITED		APPD.	DATE
							MODEL	RF146W	CHKD.	SCALE
							DWG. NO.	REV.	DWN.	UNIT
							KL4-1599A	A		mm