




4mm Width Tiny Addressable LED Strip



Product Description

This is a Tiny Flexible LED strip ,only 4mm width ,RGB addressable Micro LED chip 1.5*1.5mm only ,each RGB LED built a mini driver inside SPI Protocol ,256 level gray scale adjustable, signal in series transmission each unit LED



can be cut down but not able to solder again in 500mm section 5VCC Pad on bottom side, Data&GND on front side,26AWG silicone wire, The LED strip can be link to it can be link to 1.5m long if powering from one side, 3M tape attached, non-waterproof IP20



Product Datasheet

Product Number	S004150UA3SDO
Light Source	SMD 1515 RGB
Beam Angle	120°
LED Quantity	75 leds/m
Emitting Color	Full color
Lumens/pcs	R: 18lm G: 58lm B: 8lm
Protocol	SPI
Operating Voltage	DC5V
Power (W)	6.6W/PCS
Size (mm)	L 500* W 4
IP	IP 20
Net Weight	0.13kg/roll
Operation Temperature	- 40 ~ 50 °C

Application



Hotels ,restaurants, nights clubs, edge light

Recreational machines, playstation



Living rooms, coffee / wine bars, back lighting

TV, dancefloor background, shopping malls,

Strip IP Rate





Curve Lune

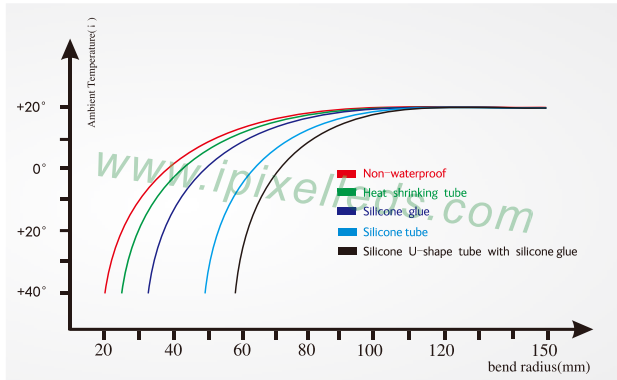
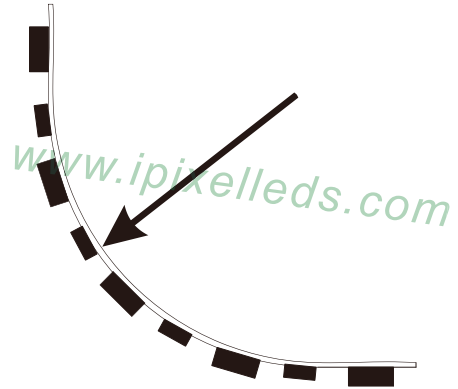
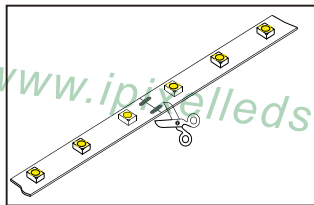


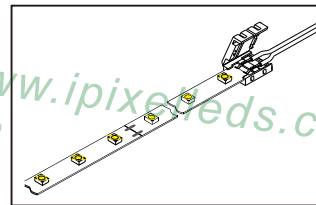
Diagram2: Bend Curve



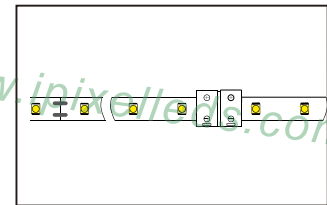
Installation



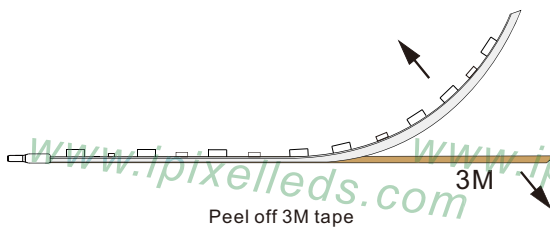
Cut in specific location




Put the PCB in the space between clip and connector, make the clips exactly aim at welding point



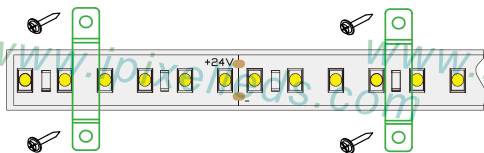
Close the cover of connector



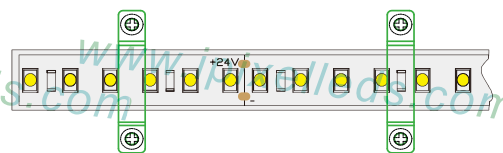
Peel off 3M tape



Stick the 3M



Install with clips



Fix with screws

Accessories (Excluded)



Screws



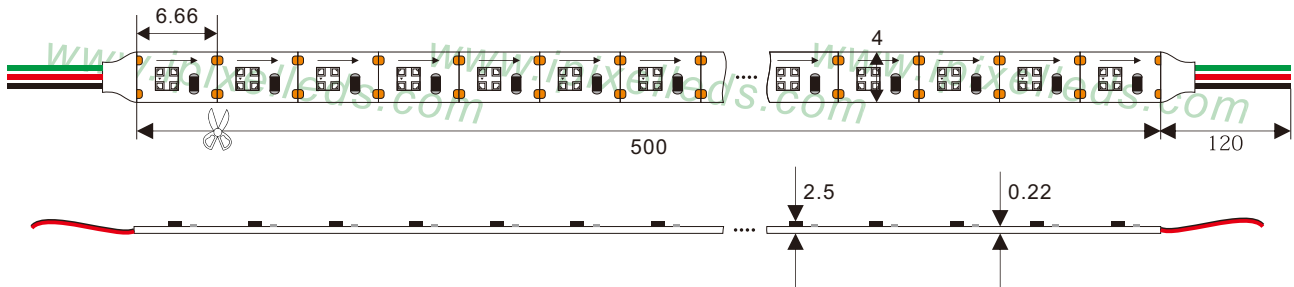
Silicone clip



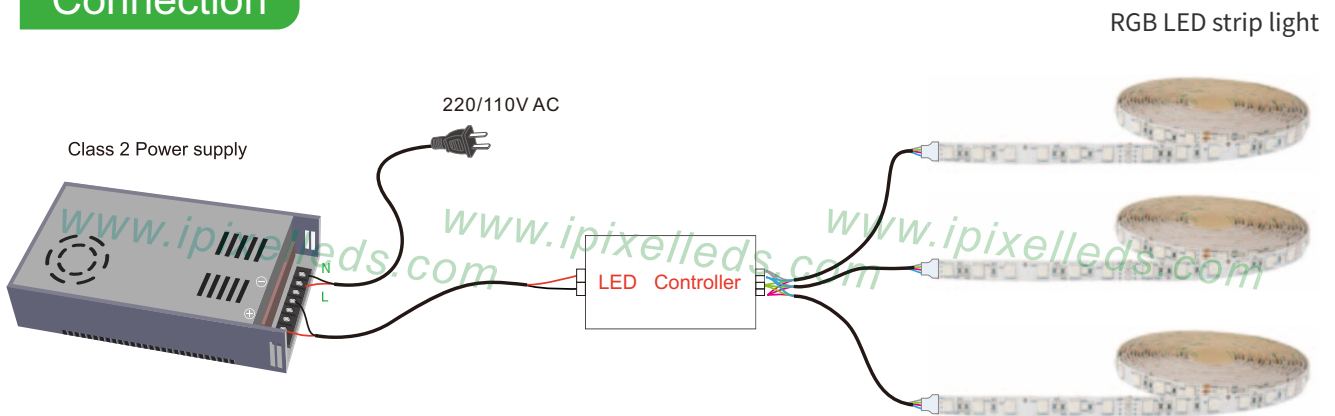
End cap



Outline Dimension (unit:mm)



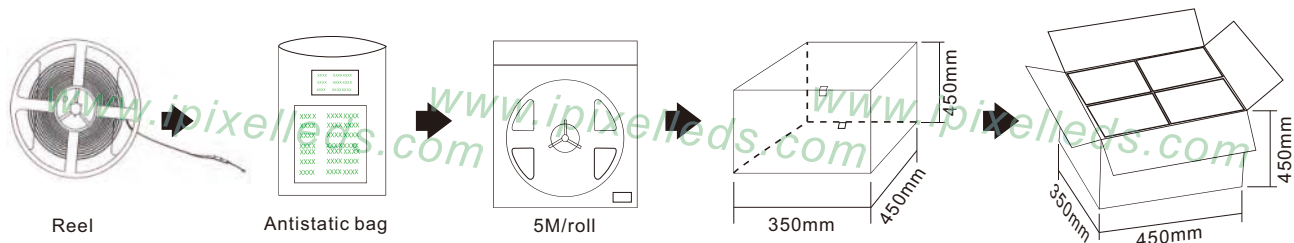
Connection



NOTES

1. Please apply different IP rate products according to different environment conditions;
2. Only install with Class 2 power unit
3. Do not install it when power is on. Before powering on, please make sure the wiring is correct;
4. Avoiding damaging the circuit or other component on the strip;
5. Avoid dragging, do not over bending during installation;
6. In order to get the best lighting effect, please do not connect overlong;
7. Please do not stare at the light for a long time when it is working to protect your eyes;
8. Installation required by a qualified electrician
9. Supply cable – R/C (AVLV2/8), external use style, rated minimum 300 V, 80 °C, minimum 22 AWG

Product packaging



Product number	Standard length	Quantity / volume	outer carton size	Weight(kg)/reel
S004075UA3SDO(IP20)	5M	240 Reels	L450xW350xH450mm	0.13kg
/				/
/				/
/				/
/				/